



**AB KLAIPĖDOS NAFTA
UNAUDITED FINANCIAL
RESULTS FOR
THE 1st QUARTER 2017**

28th April 2017



CONTENT

- About the Company
- Highlights
- Financial results
- Other information



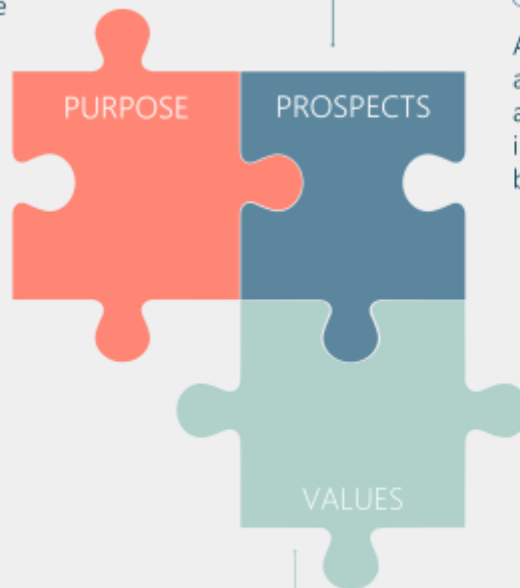
ABOUT THE COMPANY



MISSION, VISION, VALUES

OUR MISSION

Ensure reliable and effective supply of LNG and transhipment of oil products.



OUR VISION

A reliable operator of oil and LNG terminals that adds value through implemented projects and balanced expansion.

OUR VALUES

Initiative, transparency, professionalism and reliability, social responsibility.



ACTIVITIES OF THE COMPANY



OIL TERMINALS



KLAIPĖDA OIL
TERMINAL



SUBAČIUS OIL
TERMINAL

LNG TERMINALS



KLAIPĖDA LNG
TERMINAL



KLAIPĖDA SMALL-
SCALE LNG
TERMINAL



HIGHLIGHTS



DECISIONS OF ORDINARY GENERAL MEETING OF SHAREHOLDERS

The decisions of the Annual General Meeting of shareholders of the Company held on the 21st April 2017 :

- Approved the audited Financial Statements and Annual report of AB Klaipėdos nafta for the year 2016
- Approved the Company's profit available for appropriation (total EUR 13.8 million):
 - For dividends – 70% of net profit or EUR 9.7 million (EUR 0.025 per share)
 - For legal and other reserves – EUR 4.1 million.
- Assigned the audit company UAB Ernst & Young Baltic to perform the audit of the Financial Statements of the Company the years 2017 and 2018; the total fee – EUR 48 thousand.
- Approved the decision of the Company's board to sign loan agreement with Nordic Investment Bank:
 - The maximum amount of the loan - EUR 20.7 million.
 - Interest: floating interest rate of 1,20% margin adding 6 month Euribor.



HIGHLIGHTS OF Q1 2017

- **The Board of the Company – international.** The Supervisory Council of AB Klaipėdos Nafta adopted elected Bjarke Palsson for the Board Member of the Company from 24th January 2017.
- **Change in Company's management.** After resignation of Company's General Manager Mantas Bartuška in the end of 2016, from 11th April 2017 Mindaugas Jusius was approved by the Board of the Company as new General Manager. Marius Pulkauninkas was an acting General Manager during interim period.
- **Allocated Liquefied Natural Gas Terminal Capacities to AB Achema** - 5,839.9 thousand MWh, usage period: from the 1st of April 2017 until the 30th of September 2017. The capacities at the Terminal are also allocated for UAB Lietuvos dujų tiekimas and UAB LITGAS.
- **The allocation of capacities of the Liquefied Natural Gas Terminal.** On 25th of April 2017 the Company invited the potential users of the LNG Terminal to submit their requests for allocation of LNG terminal capacities for the upcoming Gas Year (lasting from the 1st of October, 2017 to the 30th of September, 2018).
- **Corporate Social Responsibility report.** In 7th April 2017 announced AB Klaipėdos nafta Social responsibility report for the year 2016.

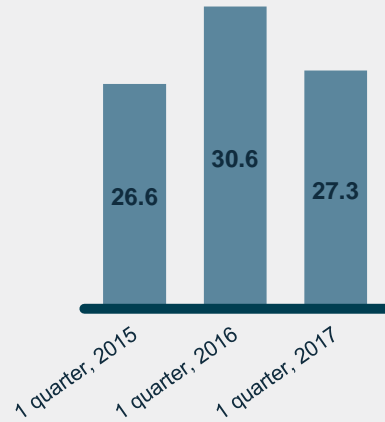


FINANCIAL RESULTS

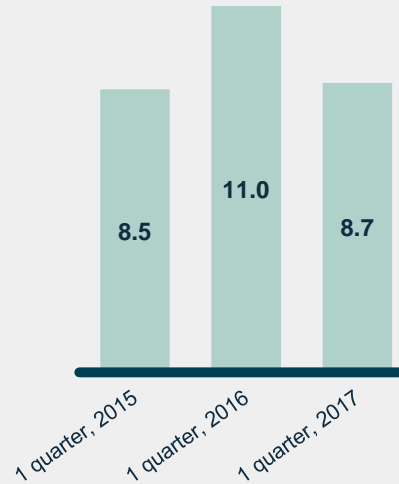


REVENUE, EBITDA, NET PROFIT (UNAUDITED)

Revenue, MEUR



EBITDA, MEUR



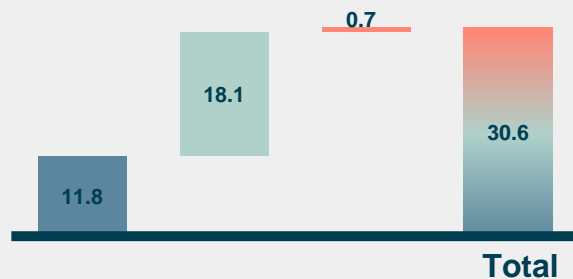
Net profit, MEUR



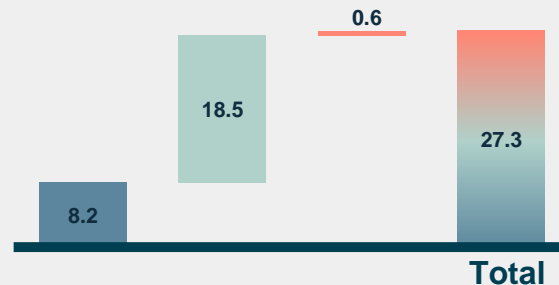


STRUCTURE OF SALES REVENUE AND EBITDA BASED ON OPERATING SEGMENTS (UNAUDITED)

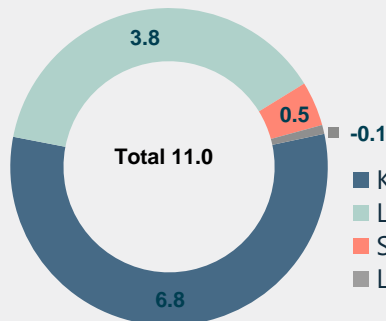
Revenue of 1st quarter 2016, MEUR



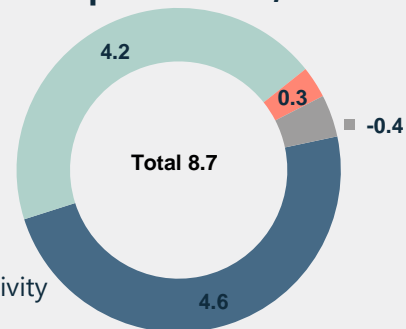
Revenue of 1st quarter 2017, MEUR



EBITDA 1st quarter 2016, MEUR



EBITDA 1st quarter 2017, MEUR



- Klaipėda oil terminal
- LNG terminal
- Subačius oil terminal
- LNG related business activity



KLAIPĖDA OIL TERMINAL RESULTS FOR Q1 2017

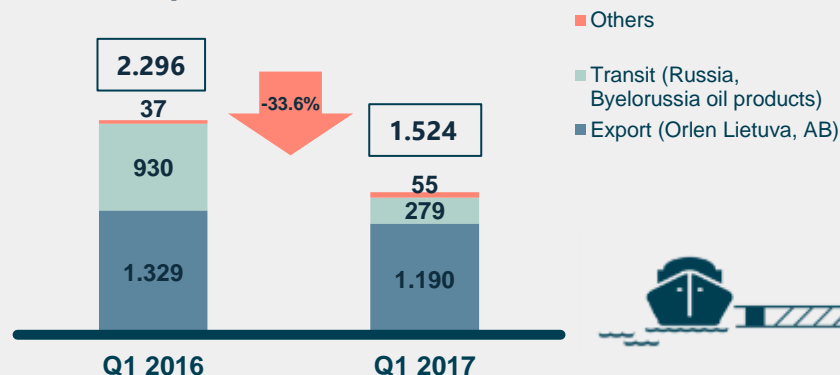
BUSINESS FACTORS:

During 1st quarter 2017 Oil terminal reloaded 33.6 per cent less oil products compared to same period in 2016. The reduce in transshipment volume is explained by:

- the reduce in transit cargos from Belorussia refineries in connection with reduction of crude oil supply into these refineries.
- At this moment the oil supply to the refineries is renewed.
- an earlier than last year executed turnaround of AB ORLEN Lietuva refinery and respectively temporary reduction of transshipment of this company.

MEUR	Q1 2016	Q1 2017
Revenue	11.8	8.1
Net profit	4.7	2.6
EBITDA	6.8	4.6

Transshipment, thousand tons





SUBAČIUS OIL TERMINAL RESULTS FOR Q1 2017

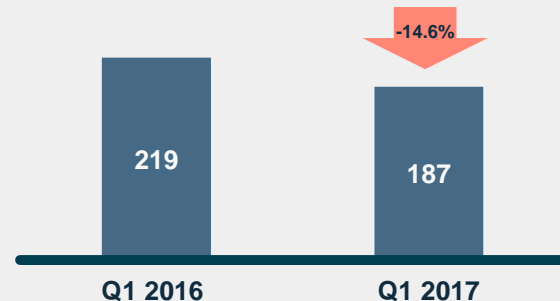
BUSINESS FACTORS:

Oil product storage quantities has reduced in 2017 that accordingly affected sales revenues.

Transshipment in Subačius oil terminal amounted to 29.4 thousand tons in 1st quarter 2017 (1st quarter 2016 – 26 thousand tons).

MEUR	Q1 2016	Q1 2017
Revenue	0.7	0.6
Net profit	0.2	0.1
EBITDA	0.5	0.3

Average storage volume, thousand tons





LNG TERMINAL RESULTS FOR Q1 2017

BUSINESS FACTORS:

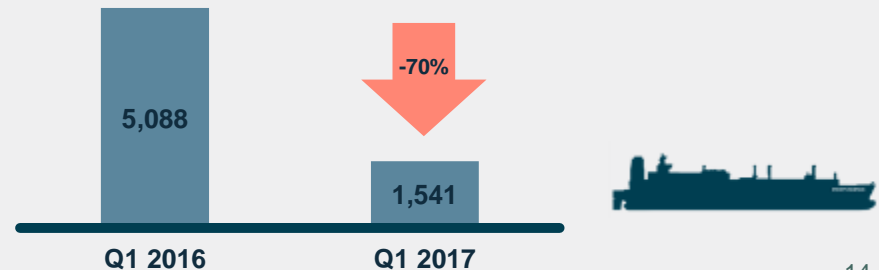
During 1st quarter 2017 3 LNG carriers have been accepted, which have delivered 147.1 thousand tons of LNG;

In the 1st quarter LNG reloading service from FSRU was held for the first time. 2 LNG small carriers have been accepted, which reloaded 11 thousand tons of LNG.

*Based on the profit calculation methodic of the regulated activity the normalized profit for the total year 2017 in preliminary calculations would be EUR 3.2 million.

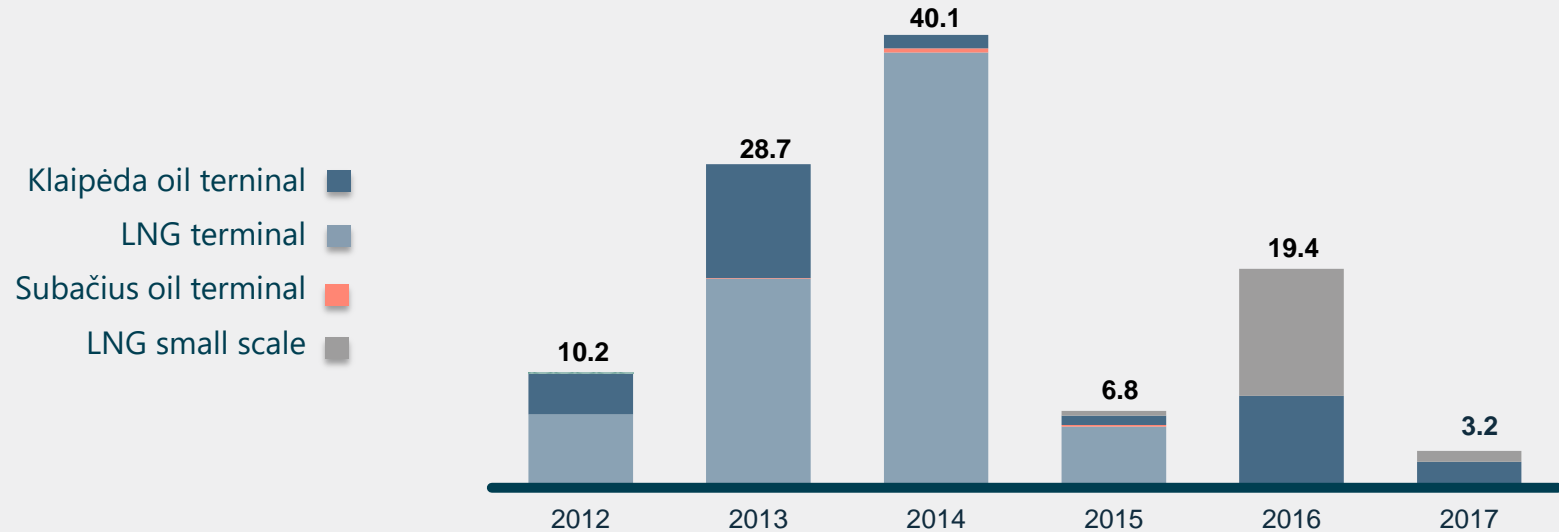
MEUR	Q1 2016	Q1 2017*
Revenue	18.1	18.5
Net profit	2.1	2.5
EBITDA	3.8	4.2

Re-gasification, thousand MWh





INVESTMENTS OF THE COMPANY, EUR MILLION





FINANCIAL FIGURES (UNAUDITED)

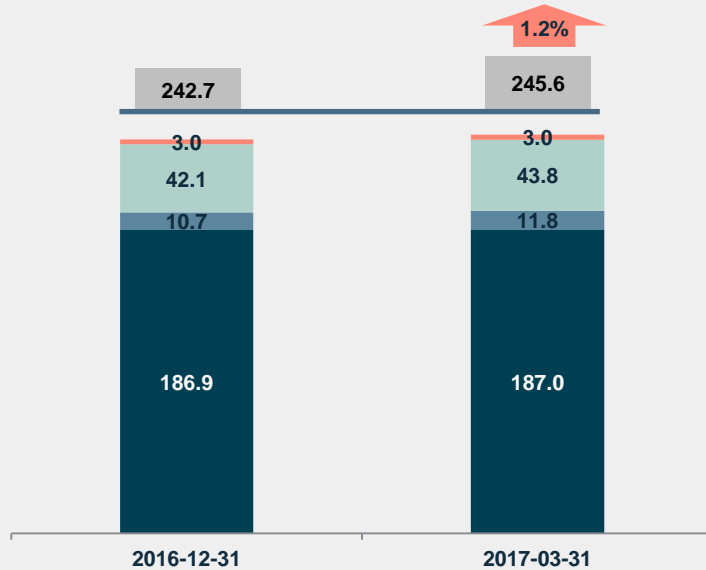
MEUR	Q1 2016	Q1 2017	Change, %
Sales Revenue	30.6	27.3	-10.8%
Gross profit	8.9	6.5	-27.0%
EBITDA	11.0	8.7	-20.9%
Profit before taxation (EBIT)	7.6	5.2	-31.6%
Net profit	6.9	4.8	-30.4%
Gross profit margin	29.1%	23.8%	
EBITDA margin	35.6%	31.9%	
Net profit margin	22.5%	17.6%	
Return on equity (ROE)*	12.8%	5.9%	
Return on assets (ROA)*	9.8%	4.7%	
Profit per share (EPS), EUR/share	0.018	0.013	-27.8%
Average number of shares	380,606,184	380,606,184	-

* Ratios are calculated for the last 12 month period.



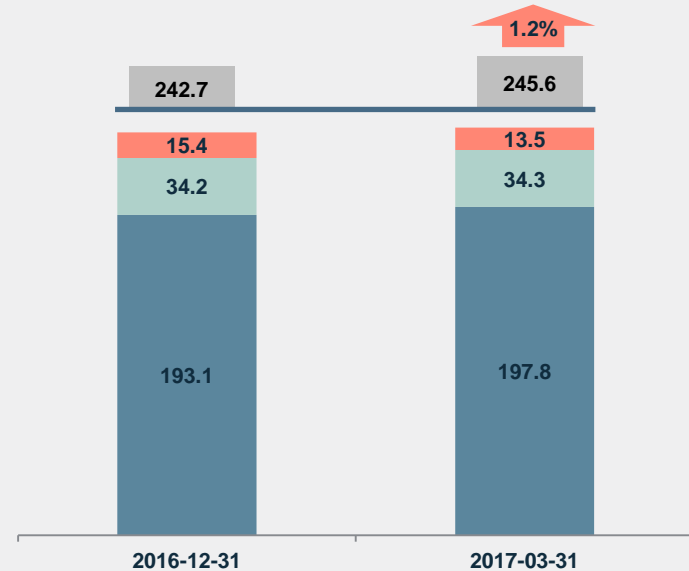
BALANCE SHEET (UNAUDITED)

Assets, MEUR



- Non-current assets
- Trade Receivables
- Cash and cash equivalents
- Other current assets

Equity and liabilities, MEUR



- Other non-current and current liabilities
- Financial liabilities
- Total equity



OTHER INFORMATION



SHAREHOLDERS AND SHARES

Since 2003 the shares of the Company are listed on NASDAQ OMX Vilnius stock exchange:

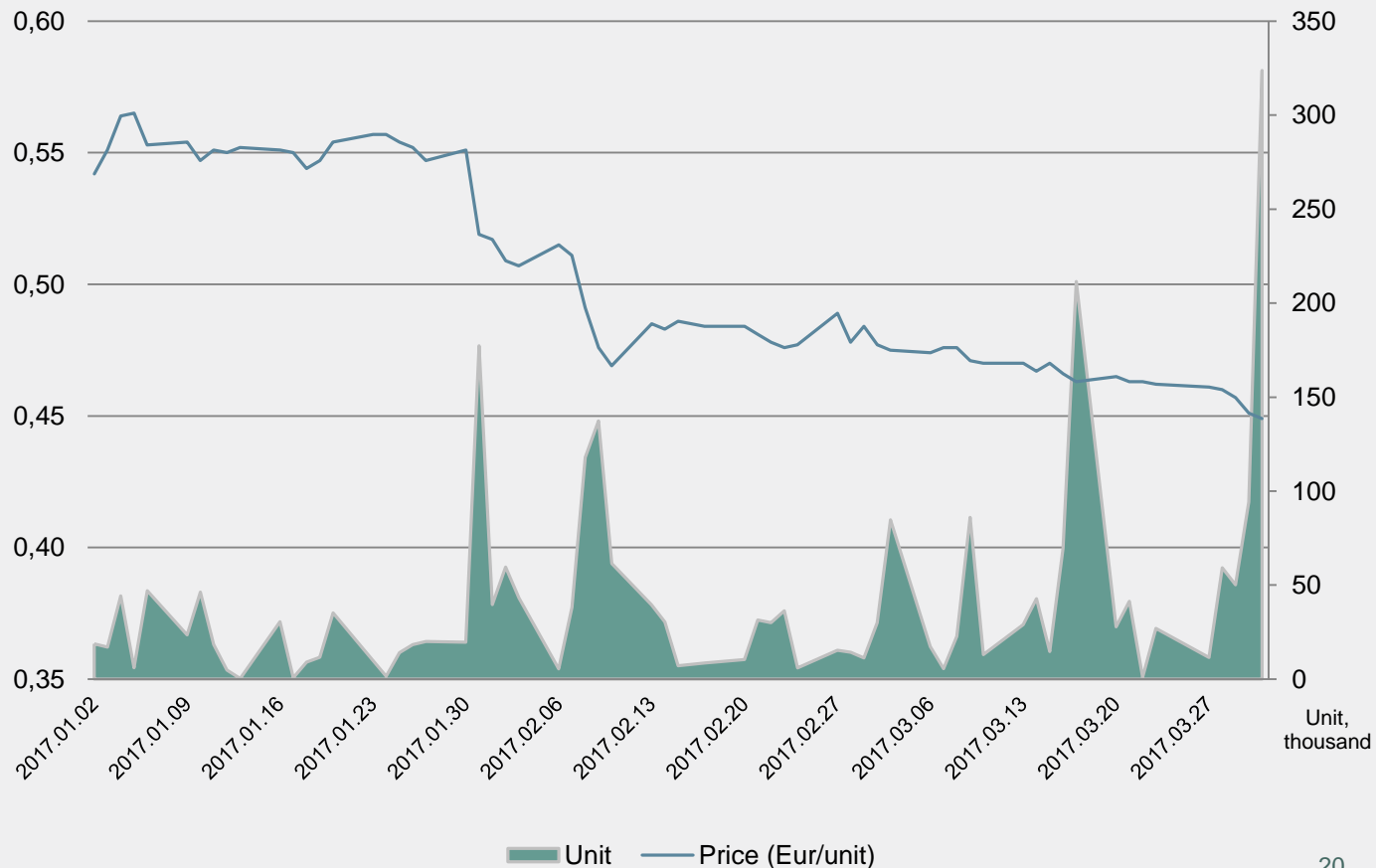
- ISIN code – LT0000111650
- Abbreviation – KNF1L

As at 31 March 2017 all the shares of the Company were owned by 2,043 shareholders (as at 31 December 2016 – 1,993).

Shareholder's name (company's name, address, company code of registration)	31st of March 2017		31st of December 2016	
	Number owned shares (unit)	Part of authorized capital (%)	Number owned shares (unit)	Part of authorized capital (%)
The Republic of Lithuania, represented by the Ministry of Energy of the Republic of Lithuania	275,241,290	72.32	275,241,290	72.32
Concern AB Achemos grupe	38,975,150	10.24	38,975,150	10.24
Other (each owning less than 5%)	66,389,744	17.44	66,389,744	17.44
Total:	380,606,184	100.00	380,606,184	100.00



TRADING IN KNF1L SHARES ON NASDAQ VILNIUS STOCK EXCHANGE FOR 3 MONTH OF 2017





**KNF1L SHARE PRICE,
NASDAQ VILNIUS
AND BALTIC
BENCHMARK GI
INDEXES
COMPARISON FOR 3
MONTH IN 2017**





ORGANIZATIONAL STRUCTURE

Supervisory board members:

Agnė Amelija Kairytė

Romas Švedas

Eimantas Kiudulas

Audit committee members:

Linas Sasnauskas

Eimantas Kiudulas

Kasparas Žebrauskas

Board of the Company members:

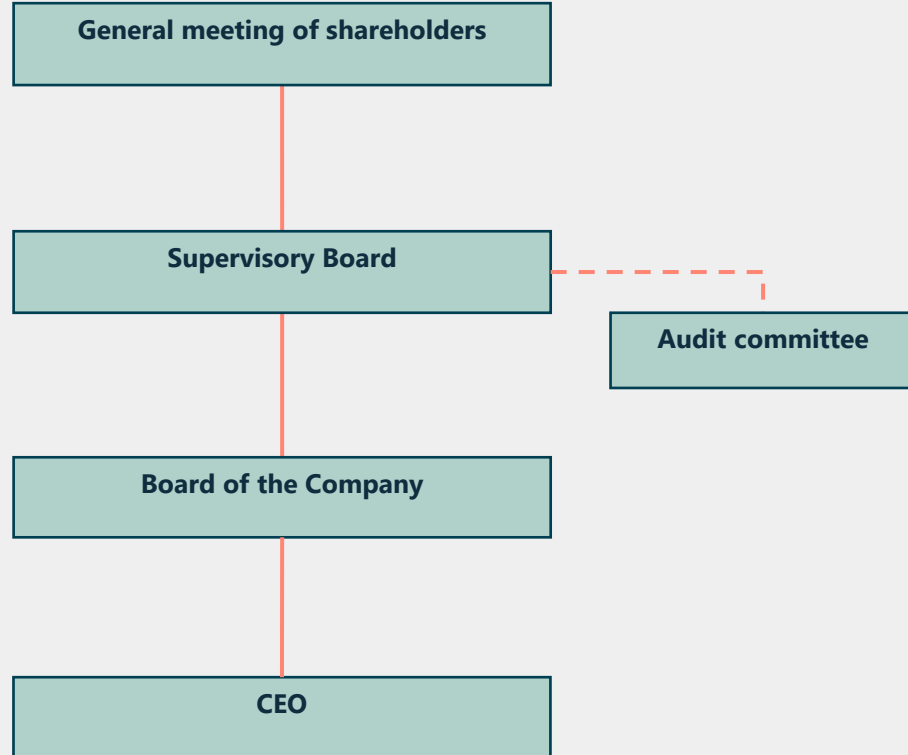
Dainius Bražiūnas

Mantas Bartuška

Giedrius Dusevičius

Mindaugas Jusius (till 11th April 2017)

Bjarke Palsson (since 24th January 2017)





MANAGEMENT OF THE COMPANY



Mindaugas Jusius
General Manager



Osvaldas Sabaliauskas
Deputy General Manager



Marius Pulkauninkas
Director of Finance and
Administrative Department



Genadijus Andrejevas
Director of Technical Department



Darius Šilenskis
Director of Oil Commerce
Department



Gediminas Vitkauskas
Director of the Oil Terminal
Department



Tadas Matulionis
Director of the LNG Terminal
Department



QUESTIONS & ANSWERS



THANK YOU

AB Klaipėdos nafta

Registered address - Burių str. 19,
LT-91003; Klaipėda
Lithuania

Tel. +370 46 391772

Fax +370 46 311399

www.kn.lt