

CONFIRMATION OF RESPONSIBLE PERSONS

2008-08-27

Following the Law on Securities of the Republic of Lithuania and Rules on Preparation and Submission of Periodic and Additional Information of the Lithuanian Securities Commission, we, Valentinas Greičiūnas, director general and Šarūnas Kručius, chief accountant of AB Klaipėdos jūrų krovinių kompanija, hereby confirm that to the best of our knowledge, the attached AB Klaipėdos jūrų krovinių kompanija Consolidated and Parent company's financial statements and interim consolidated report of activity for the first half of 2008 are prepared according to International Financial Reporting Standards as adopted by European Union, give a true and fair view of the assets, liabilities, financial position and profit or loss of AB Klaipėdos jūrų krovinių kompanija and the Group.

Director General



Valentinas Greičiūnas

Chief Accountant



Šarūnas Kručius



BALANCE SHEETS

	Group		Company	
	H1 2008	2007	H1 2008	2007
ASSETS				
Non-current assets				
Intangible assets	229	26.437	229	91
Property, plant and equipment				
Land	11.777	11.777	11.777	11.777
Buildings and constructions	112.555	220.247	112.555	115.608
Machinery and equipment	14.978	21.788	14.978	15.565
Other assets	1.455	5.614	1.455	4.736
Construction in progress and prepayments	26.812	15.823	26.812	15.756
Total property, plant and equipment	167.577	275.249	167.577	163.442
Investment property	7.146	7.146	7.146	7.146
Non-current financial assets				
Investment into subsidiaries, joint ventures and associates	1947	1564	275	28.541
Available-for-sale investments	53	50	53	50
Non-current receivables	875	851	875	851
Total non-current financial asset	2.875	2.465	1.204	29.442
Deferred income tax asset		25	0	25
Total non-current assets	177.827	311.322	176.155	200.146
Current assets				
Inventories	2.994	3.184	2.994	2.856
Receivables	46.472	23.837	46.472	23.376
Accrued income, deferred expenses and prepayments	2.014	4.487	2.014	2.798
Cash and cash equivalents	15.149	24.618	15.149	20.598
Total current assets	66.629	56.126	66.629	49.628
Total assets	244.456	367.448	242.784	249.774

(cont'd on the next page)



Balance sheets (cont'd)

	Group		Company	
	H1 2008	2007	H1 2008	2007
EQUITY AND LIABILITIES				
Equity				
Equity attributable to equity holders of the parent				
Share capital	126.704	126.704	126.704	126.704
Legal reserve	12.899	12.899	12.899	12.899
Retained earnings	72.408	83.447	70.736	82.229
	212.011	223.050	210.340	221.832
Minority interest	0	0	0	0
Total equity	212.011	223.050	210.340	221.832
Liabilities				
Non-current liabilities				
Non-current borrowings	8.503	95.270	8.503	5.772
Financial lease	769	849	769	769
Deferred income tax liability	-	184	-	-
Non-current trade payables	-	1.317	-	-
	9.272	97.620	9.272	6.541
Total non-current liabilities	9.272	97.620	9.272	6.541
Current liabilities				
Current portion of non-current borrowings and short-term borrowings	-	16.632	-	-
Current portion of financial lease	120	255	120	235
Current portion of non-current trade payables	-	240	-	-
Trade payables	6.498	6.221	6498	6.583
Income tax payable	490	1.510	490	1.510
Advances received	376	5.369	376	362
Other payables	15.689	16.551	15689	12.711
	23.173	46.778	23.173	21.401
Total current liabilities	23.173	46.778	23.173	21.401
Total equity and liabilities	244.456	367.448	242.784	249.774

Director General	Valentinas Greičiūnas		27 August 2008
Chief Accountant	Šarūnas Kručius		27 August 2008

Income statements

COMPANY				
	H1 2008	H1 2007	Q2 2008	Q2 2007
Sales	76.360	60.537	37.344	32.994
Cost of sales	-50.962	-41.629	-24.985	-21.602
Gross profit	25.398	18.908	12.359	11.392
Operating expenses	-16.243	-15.903	-7.000	-8.209
Profit (loss) from operations	9.154	3.005	5.359	3.183
Other operating income (expenses), net	1650	1.148	957	547
Income from financial and investment activities	946	683	270	238
(Expenses) from financial and investment activities	-242	-118	-128	-102
Profit from ordinary activities	11.508	4.719	6.458	3.866
Share of profit from joint ventures and associates	-	-	-	-
Profit from ordinary activities	11.508	4.719	6.458	3.866
Income tax	0	0	0	0
Net profit (loss)	11.508	4.719	6.458	3.866
Attributable to:				
Equity holders of the parent	11.508	4.719	6.458	3.866
Minority interest	-	-	-	-
	11.508	4.719	6.458	3.866
GROUP				
	H1 2008	H1 2007	H1 2008	H1 2007
Sales	88.667	76.027	42.303	40.723
Cost of sales	-55.203	-46.431	-26.634	-24.048
Gross profit	33.464	29.596	15.669	16.675
Operating expenses	-20.761	-20.876	-8.995	-10.775
Profit (loss) from operations	12.702	8.720	6.675	5.900
Other operating income (expenses), net	1821	1.438	1.080	742
Income from financial and investment activities	469	742	246	268
(Expenses) from financial and investment activities	-3980	-3.179	-2.340	-1.676
Profit from ordinary activities	11.014	7.722	5.660	5.234
Share of profit from joint ventures and associates	948	358	192	358
Profit from ordinary activities	11.961	8.079	5.852	5.591
Income tax	0	0	0	0
Net profit (loss)	11.961	8.079	5.852	5.591
Attributable to:				
Equity holders of the parent	11.961	8.079	5.852	5.591
Minority interest	-	-	-	-
	11.961	8.079	5.852	5.591



<u>Director General</u>	<u>Valentinas Greičiūnas</u>		<u>27 August 2008</u>
<u>Chief Accountant</u>	<u>Šarūnas Kručius</u>		<u>27 August 2008</u>

Statements of changes in equity

<u>Group</u>	Share capital	Legal reserve	Retained earnings	Total
Balance as of 31 December 2006	126.704	12.899	88.359	227.962
Dividends declared	-	-	(23.750)	(23.750)
Net profit for the 1st half of 2007	-	-	8.079	8.079
Balance as of 30 June 2007	126.704	12.899	72.688	212.292
Net profit for the 2nd half of 2007	-	-	10.806	10.806
Associates profit correction	-	-	(47)	(47)
Balance as of 31 December 2007	126.704	12.899	83.447	223.050
Net profit for 1 st half of 2008	-	-	11.961	11.961
Dividends declared	-	-	(23.000)	(23.000)
Balance as of 30 June 2008	126.704	12.899	72.408	212.011

Company

Balance as of 31 December 2006	126.704	12.899	92.465	232.068
Dividends declared	-	-	(23.750)	(23.750)
Net profit for the 1st half of 2007	-	-	4.719	4.719
Balance as of 30 June 2007	126.704	12.899	73.434	213.037
Net profit for the 2nd half of 2007	-	-	8.795	8.795
Balance as of 31 December 2007	126.704	12.899	73.434	213.037
Net profit for 1st half of 2008	-	-	11.508	11.508
Dividends declared	-	-	(23.000)	(23.000)
Balance as of 30 June 2008	126.704	12.899	61.941	201.545

<u>Director General</u>	<u>Valentinas Greičiūnas</u>		<u>27 August 2008</u>
<u>Chief Accountant</u>	<u>Šarūnas Kručius</u>		<u>27 August 2008</u>


Cash flow statements

	Group		Company	
	H1 2008	H1 2007	H1 2008	H1 2007
Cash flows from (to) operating activities				
Net profit	11.961	8.129	11.508	4.719
Adjustments for non-cash items:	-	-	-	-
Depreciation and amortization	9.868	16.397	9.868	11.398
Result from joint ventures and associates	27	(358)	27	-
Interest expenses	(453)	3.081	-	25
Interest (income)	223	(493)	223	(384)
Dividend (income)	(407)	(50)	(407)	(50)
Income tax expenses	(517)	-	(517)	-
Change in accrued income and deferred expenses	-	786	-	417
Change in impairment loss of property	(1.318)	-	(1.318)	-
Change in allowance for doubtful receivables	-	-	-	-
Change in allowance for write-offs of inventory	-	-	-	-
(Gain) on property, plant and equipment sales	-	(5)	-	(5)
Write-off of property, plant and equipment	58	-	58	-
Change in allowance for investments	-	-	-	-
	19.442	27.487	19.442	16.119
Changes in working capital:				
(increase) decrease in inventories	(139)	(5)	(139)	(49)
Decrease (increase) in receivables and prepayments	(4.965)	(2.469)	(4.965)	(2.148)
(Decrease) increase in trade payables	(71)	(1.298)	(71)	(844)
Income tax (paid)	(1.022)	(141)	(1.022)	(141)
Increase (decrease) in other current liabilities	(480)	-	(480)	-
Net cash flows from operating activities	12.765	23.575	12.765	12.938

(cont'd on the next page)

Cash flow statements (cont'd)

	Group		Company	
	H1 2008	H1 2007	H1 2008	H1 2007
Cash flows from (to) investing activities				
(Acquisition) of property, plant and equipment	(14.170)	(2.967)	(14.170)	(2.965)
(Acquisition) of intangible assets	-	-	-	-
Proceeds from sale of property, plant and equipment	197	31	197	31
(Acquisition) of associates and minority interest	-	(3)	-	(3)
Proceeds from sales of subsidiaries and other investments	(3.235)	-	785	-
Loans (granted)	-	(102)	-	(102)
Loans repaid	174	33	174	33
Dividends received	517	50	517	50
Interest received	548	501	548	392
Net cash flows from (to) investing activities	(15.969)	(2.458)	(11.949)	(2.564)
Cash flows from (to) financing activities				
Dividends (paid)	(18.659)	(15.200)	(18.659)	(15.200)
Proceeds from loans	2.732	-	2.732	-
(Repayment) of loans	-	(9.000)	-	-
Interest (paid)	(197)	(2.981)	(197)	(13)
Financial lease (payments)	(141)	(602)	(141)	(602)
Net cash flows (to) from financial activities	(16.265)	(27.784)	(16.265)	(15.815)
Net increase in cash and cash equivalents	(19.469)	(6.666)	(15.449)	(5.442)
Cash and cash equivalents at the beginning of period	34.618	31.771	30.598	25.288
Cash and cash equivalents at the end of period	15.149	25.105	15.149	19.846

Director General	Valentinas Greičiūnas		27 August 2008
Chief Accountant	Šarūnas Kručius		27 August 2008

Notes to the financial statements

1 General information

AB Klaipėdos Jūrų Krovinių Kompanija (hereinafter “the Company”) is a public limited liability company registered in the Republic of Lithuania. The address of its registered office is as follows:

J. Zauerveino Str. 18, Klaipėda
Lithuania

The Company is engaged in provision of stevedoring and related services in the seaport of Klaipėda. The Company started its activities in September 1994. Until 31 May 1994 the Company's name was SPJ Klaipėdos Valstybinis Jūrų Prekybos Uostas. On 3 May 1995 the Company was registered as a public limited liability company. The Company's shares are included in the Baltic Secondary List of Vilnius Stock Exchange.

As of 30 June 2008 and 2007 the shareholders of the Company were:

	<u>Number of shares held</u>	<u>Percentage</u>
UAB Koncernas Achemos Grupė	11,753,023	92.76%
Other minor shareholders	917,406	7.24%
Total	<u>12,670,429</u>	<u>100.00%</u>

All the shares of the Company are ordinary shares with the par value of LTL 10 each and were fully paid as of 30 June 2008 and 2007. The share capital did not change in 2007 and 2008. Subsidiaries, joint ventures and associated companies did not hold any shares of the Company as of 30 June 2008 and 2007. The Company did not hold its own shares either.

Company sold 100% of the stocks of subsidiary company JSC „Kroviniu terminalas“ in 7 June 2008. The result of subsidiary JSC “Kroviniu terminalas” in period from January to May 2008 is included in the Group consolidated financial statement.

Company had no control in UAB Klasco Ekspedicija and UAB Krantas Forwarding, therefore these companies were not included in the Group's consolidated financial statements.

As of 30 June 2008, the number of employees of the Company was 797 (799 as of 31 December 2007). As of 30 June 2008 the number of employees of the Group was 797 (838 as of 31 December 2007).

2 Form and contents of the financial statements

These financial statements have been prepared in accordance with International Financial Reporting Standards (IFRS) as adopted by the European Union.

The same accounting policies were applied for interim reporting as are applied in the annual financial statements.

The Company's and the Group's functional currency is local currency, Litas (LTL). The amounts shown in these financial statements are also presented in the local currency, Litas. Lithuanian Litas is pegged to EUR at the rate of 3.4528 Litas for 1 EUR, and the exchange rates in relation to other currencies are set daily by the Bank of Lithuania.

JSC Klaipėda Stevedoring Company
Interim statement covering the first 6 months of 2008

Klaipėda,
 29 August 2008

The interim statement of the Company covering a period of 6 months has been compiled in compliance with the provisions of Article 24 of the Law on Financial Statements of Entities, the provisions of Article 9⁽¹⁾ of the Law on Consolidated Accounts of Entities of the Republic of Lithuania, and in accordance with the procedure set forth in Article 22 of the Law on Securities of the Republic of Lithuania and Article 34 of the Law on Companies of the Republic of Lithuania. The Articles of Association of JSC Klaipėda Stevedoring Company do not stipulate for any additional requirements which should be reflected in a 6-month statement.

1. Objective overview of the status of the group of companies, operations and development, and characterization of the main types of risks and uncertainties encountered

The operations of JSC Klaipėda Stevedoring Company (the parent company) involve port stevedoring operations, cargo warehousing and port towage services. In the market, the company sees other stevedoring companies operating in Klaipėda State Seaport and stevedoring companies operating in the ports of neighbouring foreign countries as its competitors. During the 1st half of 2008 the company handled 4.976 mln. t of cargo, i.e. by 16 per cent more than during the 1st half of 2007, when it handled 4.297 mln. t of cargo. The load of the terminals located in the northern part has increased by 33 per cent this year, whereas the load of the International Ferry Terminal has decreased by 7 per cent, from 1.866 mln. t (2007) to 1.732 mln. t. The decrease of the load of the International Ferry Terminal can be accounted for by the growing prices for ship's fuel, the expansion of the Schengen area, and the general decline in cargo carriage business.

On 9 June 2008, 100% of the shares of the subsidiary company JSC Krovinių terminalas were sold.

Other companies, part of the stock capital of which is owned by JSC Klaipėda Stevedoring Company by proprietary right, are engaged in forwarding services and participate in marketing projects. With the aim of satisfying customers' needs in the cargo carriage market, the group of companies is ready to offer a complete range of services covering "door-to-door" delivery of cargo.

2. Analysis of financial and non-financial business operation results of the group of companies; information pertaining to environment and personnel issues

During the 1st half of 2008, the integrated operations of the group of companies included stevedoring operations, cargo warehousing in the port of Klaipėda, cargo forwarding, ship towage and other services related to cargo handling and carriage. During the 1st half of 2008, the turnover from sales of the group of companies amounted to 88,667 thousand Lt. The profit before taxes of the group of companies amount to 11,961 thousand Lt.

The main figures of the financial and economic operations of the group of companies of the 1st half of 2008 (in thousand Lt, unless stated otherwise):

Period	1st half of 2008	2007	2006
Sales and services	88,667	188,524	150,215
Profit before taxes	11,961	23,364	7,781
Profitability of sales and services, per cent	13.49%	12.39%	5.18%

The structure of the profit of the group of companies of the 1st half of 2008 (in thousand Lt, unless stated otherwise):

Enterprise	1st half of 2008	Structure, %
JSC Klaipėda Stevedoring Company	11,508	96.2%
JSC Krovinių terminalas	23	0.2%
JSC Euroga	100	0.8%
JSC Klasco ekspedicija	385	3.2%
JSC Krantas forwarding	-55	-0.4%
Total:	11,961	100%

The main figures of the financial and economic operations of JSC Klaipėda Stevedoring Company of the 1st half of 2008 (in thousand Lt, unless stated otherwise):

Period	1st half of 2008	2007	2006
Sales and services	76,360	135,425	114,570
Profit before taxes	11,508	17,144	3,835
Profitability of sales and services	15.07%	12.66%	3.35%

During the accounting period the number of employees of JSC Klaipėda Stevedoring Company decreased. On 31 December 2007, JSC Klaipėda Stevedoring Company had 799 employees; on 30 June 2008 there were 797 employees. The number of employees of the group of companies has decreased considerably due to the sale of a subsidiary.

3. References and additional clarifications pertaining to data given in the consolidated financial accounts

There are no additional clarifications.

4. Important events since the end of the previous financial year

- On 14.01.2008 JSC Klaipėda Stevedoring Company informed that in 2007 it handled 9.589 mln. tons of cargo and earned 140 mln. Lt in non-audited revenue.
- On 11.02.2008 JSC Klaipėda Stevedoring Company reported that Geraldas Statulevičius resigned from his position of a Board member as from 10.02.2008.
- On 19.02.2008 JSC Klaipėda Stevedoring Company informed that an ordinary shareholders' meeting is called on 31.03.2008, and announced the agenda of the meeting.
- On 29.02.2008 JSC Klaipėda Stevedoring Company produced non-audited interim consolidated financial statements for 2007.
- On 21.03.2008 an ordinary general shareholders' meeting of JSC Klaipėda Stevedoring Company was held. The venue of the meeting: the registered office of the company at Zauerveino g. 18, Klaipėda.
- On 21.03.2008 JSC Klaipėda Stevedoring Company informed of the resolutions of the shareholders' meeting of 21.03.2008:
 - To approve the conclusion of the audit company regarding the audit of the company's operation results of 2007.
 - To approve the financial statements of 2007.
 - To approve the draft distribution of the profit (loss) of last year: profit (loss) brought forward at the end of 2006 – 68,715 thousand Lt; net profit (loss) of the accounting financial year – 13,514 thousand Lt; the result available for distribution – 82,229 thousand Lt; distributed for payment of dividend – 23,000 thousand Lt (6,661 thousand EUR; 1.815 Lt (0.525 EUR) per share); profit (loss) brought forward; for annual payments (tantiemes) to members of the Board and the Observing Board, personnel bonuses and other purposes – 1,380 thousand Lt; profit (losses) brought forward at the end of 2006 – 57,849 thousand Lt.
 - To select and approve ERNST & YOUNG Baltic UAB for the audit of the company in 2008; the said company shall be paid an amount not more than 120,000.00 Lt for its services.
 - To revoke Geraldas Statulevičius, who has applied for resignation, from his position of a Board member.
 - Juozas Benetis has been elected to the Board of the company.
- On 29.05.2008 JSC Klaipėda Stevedoring Company produced the non-audited financial statements and operation results covering the first quarter of the year.
- On 17.06.2008 JSC Klaipėda Stevedoring Company announced that it had sold 100% of the shares of its subsidiary JSC Krovinių terminalas.
- On 01.08.2008 JSC Klaipėda Stevedoring Company produced the results of the first half of 2008.

5. Plans and forecasts for the operations of the group of companies

The plans for 2008 include increase of sales by attracting additional cargo flows to JSC Klaipėda Stevedoring Company, further improvement of the work payment system based on the final work results and work efficiency, and renovation of the loading machinery fleet.

6. Information on the research and development activities of the group of companies

In 2008, the company intends to invest a 22 mln. Lt. A number of contracts were signed and design works were started in the 1st half of 2008. A contract was signed for the design works related to the development of the Bulk Fertilizer Terminal and reconstruction of KAS (liquid fertilizer) and ethylene glycol terminal railway wagon discharge station. The design works should be completed in the 1st half of 2008.

Projects at the International ferry Terminal at Quay No. 144 are continued. At present, the detailed plan of the part of the territory next to Quay No. 144 is in the stage of completion, and the environmental impact assessment has been submitted for approval. Contracts were signed for design works of the objects planned next to Quay No. 144, i.e. a cold storage for fruits and vegetables, a cold (deep freezing) storage and a liquid product terminal (Stage 1). The design works should be completed in the 1st half of 2009.

A contract was signed for the design works of the development of infrastructure of the International Ferry Terminal.

In the 1st half of 2008, the construction of the warehouse intended for handling paper and general cargoes (Stage 1 – 4,000 m²) at the International Ferry Terminal was completed. The construction of the first of the two port tugs is being completed at a Russian shipbuilding yard. The tugboat will make it possible to render towage services to all types of vessels calling at the port of Klaipėda from October this year.

7. The number and nominal value of the shares of the parent company owned by the company itself, its subsidiaries or persons acting on the companies' assignment but in their own name

JSC Klaipėda Stevedoring Company has not acquired its own shares, nor any of its subsidiaries has acquired its shares; likewise no person acting in his own name but on assignment of the parent company or its subsidiary has acquired any shares of JSC Klaipėda Stevedoring Company.

8. When the group of companies uses financial measures and when it is important for the assessment of the assets, the own capital, the obligations, the financial status and the operation results of the group of companies, the aims of financial risk management are disclosed, the measures for insuring the main groups of planned deals are used, to which the accounting of insurance deals is applied, and the scope of the price risk, credit risk, liquidity risk and cash flow risk of the group of companies.

9. Information on the branches and representative offices of the parent company

9.1. Information on the branches of JSC Klaipėda Stevedoring Company

Identification code	Name	Address	Code of main type of operations	Income 01-06.2008, Lt	Number of employees
141908570	branch KLASCO servisas	Naujoji uosto g. 23, 92245 Klaipėda	78.20	729,208	225
300076093	branch Klasco Towage Assistance		52.22	5,392,312	37

9.2. Information on the representative offices of JSC Klaipėda Stevedoring Company

Representative offices	Address	Main type of operations	Number of employees
In Belarus	Skoriny 58, Block 9-17, Minsk	Client and cargo search	1

General Director



Valentinas Greičiūnas