

(Complete Form of Income Statement)

AB Gubernija
(enterprise name)

Dvaro 179, Šiauliai. 144715765
(enterprise identification number, address, other information)

APPROVED
Minutes No.....
..... 20

INCOME STATEMENT 2006-01-01..2006-06-30
(reporting period)

20_06__m June 30

In Litas

to specify – in litas or thousands of litas

No.	Items	Note No.	Financial year 2006-06-30	Previous financial year 2005-06-30	Previous financial year 2005-06-30
I.	SALES INCOME		25 484 834	54 818 751	25 583 212
II.	COST OF SALES		19 544 372	41 220 338	19 070 364
III.	GROSS PROFIT (LOSS)		5 940 462	13 598 413	6 512 848
IV.	OPERATING COSTS		7 463 526	16 890 993	8 102 095
IV.1	Sales		5 193 743	12 151 351	6 227 309
IV.2	General and administrative		2 269 783	4 739 642	1 874 786
V.	OPERATING PROFIT (LOSS)		(1 523 064)	(3 292 580)	(1 589 247)
VI.	OTHER ACTIVITIES		(8 044)	10 390	158 621
VI.1.	Income		9 956	288 165	232 286
VI.2.	Expenses		18 000	277 775	73 665
VII.	FINANCING AND INVESTING ACTIVITIES		(691 208)	(1 242 889)	(599 095)
VII.1.	Income		74 107	152 138	77 188
VII.2.	Expenses		765 315	1 395 027	676 283
VIII.	PROFIT (LOSS) FROM NORMAL ACTIVITIES		(2 222 316)	(4 525 079)	(2 029 721)
IX.	GAIN				
X.	LOSSES				
XI.	PROFIT (LOSS) BEFORE TAXES		(2 222 316)	(4 525 079)	(2 029 721)
XII.	PROFIT TAXATION				
XIII.	NET PROFIT (LOSS)		(2 222 316)	(4 525 079)	(2 029 721)


Profit(lost) for one

-0.10

-0.21

-0.09

General direktor
(post of the head of enterprise administration)


(signature)

Romualdas Dunauskas
(name, surname)

AB GUBERNIJA

(enterprise name)

Dvaro 179, Šiauliai 144715765

(enterprise identification number, address, other information)

APPROVED

..... 20

Minutes No.....

BALANCE SHEET 2006.06.30

to specify – in litas or thousands of litas

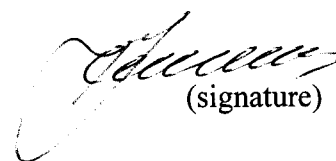
in Litas

Eil. Nr.	ASSETS	Note No.	Financial year 06-06-30	Previous financial year 2005-12-31
A.	NON-CURRENT ASSETS		42 412 575	44 981 158
I.	INTANGIBLE ASSETS	1	442 916	23 365
I.1.	Development works			
I.2.	Goodwill			
I.3.	Licences and patents		327000	
I.4.	Computer software		104 548	5 153
I.5.	Other intangible assets		11 368	18 212
II.	TANGIBLE ASSETS	2	41 281 042	44 269 176
II.1.	Land			
II.2.	Buildings and constructions		13 147 428	13 454 740
II.3.	Plant and equipment		24 729 410	26 798 655
II.4.	Vehicles		597 266	712 423
II.5.	Other property, plant and equipment		2 057 935	2 253 814
II.6.	Construction in progress		388 046	375 453
II.7.	Other tangible assets		360 957	674 091
III.	FINANCIAL ASSETS	3	17 100	17 100
III.1.	Investments in subsidiaries and associates			
III.4.	Other financial assets		17 100	17 100
IV.	Other tangible assets	4	671 517	671 517
IV.1	Diferend profit taxes assets		671 517	671 517
B.	CURRENT ASSETS		15 057 307	12 660 924
I.	INVENTORIES, PREPAYMENTS AND CONTRACTS IN PROGRESS		5 261 597	5 323 666
I.1.	Inventories		4 328 497	4 656 040
I.1.1.	Raw materials and completing products	5	3 142 372	3 455 085
I.1.2.	Work in progress		482 897	504 147
I.1.3.	Finished products		660 873	687 505
I.1.4.	Goods for resale		42 355	9 303
I.2.	Prepayments		933 100	667 626
I.3.	Contracts in progress			
II.	AMOUNTS RECEIVABLE WITHIN ONE YEAR	6	9 459 064	6 967 971
II.1.	Trade amounts receivable		9 450 015	6 956 087
II.2.	Receivables from subsidiaries and associates			
II.3.	Other amounts receivable		9 049	11 884
III.	OTHER CURRENTS ASSETS	7		
III.1.	Current investments			
III.2.	Time deposits			
III.3.	Other currents assets			
IV.	CASH AND CASH EQUIVALENTS	8	336 646	369 287
C.	TOTAL ASSETS:		57 469 882	57 642 082

Eil. Nr.	EQUITY AND LIABILITIES	Note No.	Financial year2006-06-30	Previous financial year2005-12-31
C.	EQUITY		16 417 403	18 639 719
I.	CAPITAL	9	21 786 000	21 786 000
I.1.	Authorised (subscribed)		21 786 000	21 786 000
I.2.	Subscribed uncalled share capital (-)			
I.3.	Share premium			
I.4.	Own Shares (-)			
II.	REVALUATION RESERVE (RESULTS)	10	3 581 181	3 925 706
III.	RESERVES	11		
III.1.	Legal reserve			
III.2.	Reserve for acquiring own shares			
III.3.	Other reserves			
IV.	RETAINED EARNINGS (LOSSES)	12	(8 949 778)	(7 071 987)
IV.1.	Profit (loss) of the reporting year		(1 877 791)	(3 122 537)
IV.2.	Profit (loss) of the previous year		(7 071 987)	(3 949 450)
D.	GRANTS AND SUBSIDIES		41052479	39002363
E.	AMOUNTS PAYABLE AND LIABILITIES		41 052 479	39 002 363
I.	NON-CURRENT AMOUNTS PAYABLE AND LIABILITIES	13	22 475 684	19 495 918
I.1.	Financial debts		21 197 434	18 217 668
I.1.1.	Leases and similar obligations		87 284	87 284
I.1.2.	To credit institutions		21 110 150	18 130 384
I.1.3.	Other financial debts			
I.2.	Trade amounts payable			
I.3.	Amounts received in advance			
I.4.	Provisions			
I.4.1.	For covering liabilities and demands			
I.4.2.	For pensions and similar obligations			
I.4.3.	Other provisions			
I.5.	Deferred taxes		1 278 250	1 278 250
I.6.	Other amounts payable and non-current liabilities			
II.	CURRENT AMOUNTS PAYABLE AND LIABILITIES	14	18 576 795	19 506 445
II.1.	Current portion of non-current debts		1 440 589	6 039 874
II.2.	Financial debts		3 536 785	3 773 876
II.2.1.	To credit institutions			
II.2.2.	Other debts		3 536 785	3 773 876
II.3.	Trade amounts payable		7 469 047	5 984 450
II.4.	Amounts received in advance			
II.5.	Profit tax liabilities			
II.6.	Liabilities related with labour relations		1 739 244	1 634 169
II.7.	Provisions			
II.8.	Other amounts payable and current liabilities	15	4 391 130	2 074 076
	TOTAL EQUITY AND LIABILITIES		57 469 882	57 642 082

General direktor _____
(post of the head of (signature))

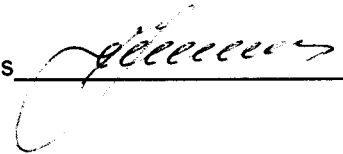
Romualdas Dunauskas
(name, surname)


(signature)

Other payments										
Formed reserves										
Used reserves										
Increase / reduction of share capital										
Balance as of 31 December 2005	21 786 000			3 925 706					(7 071 987)	18 639 719
Profit / loss not recognized in the Profit (loss) Statement				(3 967)					3 967	
Profit / loss not recognized in the Profit (loss) Statement				(340 558)					340 558	
Net profit / loss of the reporting period									(2 222 316)	(2 222 316)
Dividends										
Other payments										
Formed reserves										
Used reserves										
Increase / reduction of share capital										
Balance as of 30 June 2006	21 786 000			3 581 181					(8 949 778)	16 417 403

General direktor
(title of the dead of enterprice administrati(signature);

Romualdas Dunauskas
(full name)



AB GUBERNIJA

(įmonės pavadinimas)

144715765 DVARO 179 Šiauliai

(įmonės kodas, adresas, kiti duomenys)

PATVIRTINTA

20.... m.....d.

protokolo Nr.....

CASH FLOW STATEMENT

2006-01-01..2006-06-30 PINIGŲ SRAUTŲ ATASKAITA

(ataskaitinis laikotarpis)

2006..m...June 30..

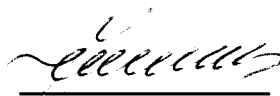
Litais/in Litas

Nurodyti – litais ar tūkstančiais litų

Eil. Nr.	Straipsniai	Pastabos Nr.	Financial year 2006-06-30	Previous financial year 2005-06-30
I.	Pagrindinės veiklos pinigų srautai			
I.1.	Ataskaitinio laikotarpio pinigų įplaukos (su PVM) Inflows of the reporting period (VAT included)		27 816 267	27 440 964
I.1.1.	Pinigų įplaukos iš klientų / Inflows from customers		25 833 360	23 791 131
I.1.2.	Kitos įplaukos/Other inflows		1 982 907	3 649 833
I.2.	Ataskaitinio laikotarpio pinigų išmokos/Outflows of the reporting period		(25 577 352)	(25 449 653)
I.2.1.	Pinigai, sumokėti žaliavų, prekių ir paslaugų tiekėjams (su PVM)/Cash paid to suppliers of raw materials, goods and services, and employees (VAT included)		(13 814 502)	(13 782 669)
I.2.2.	Pinigų išmokos, susijusios su darbo santykiais/ Outflows connected with labour relations		(3 096 405)	(2 840 569)
I.2.3.	Sumokėti į biudžetą mokesčiai/ Taxes paid into budget		(8 289 578)	(7 533 736)
I.2.4.	Kitos išmokos/other payments		(376 867)	(1 292 679)
	Grynieji pagrindinės veiklos pinigų srautai		2238915	1 991 311
II.	Investicinės veiklos pinigų srautai			
II.1.	Ilgalaikio turto (išskyrus investicijas) įsigijimas /Acquisition of non-current assets(excluding investments)		(138 297)	(1 962 835)
II.2.	Ilgalaikio turto (išskyrus investicijas) perleidimas/ Transfer of non-current assets(excluding investments)		127 920	1 415 121
II.3.	Ilgalaikių investicijų įsigijimas /Acquisition of long-term investments)			
II.4.	Ilgalaikių investicijų perleidimas/Transfer of long-term investments)			917 901
II.5.	Paskolų suteikimas/loans granted			
II.6.	Paskolų susigrąžinimas/Loans recovered			
II.7.	Gauti dividendai, palūkanos/Dividends and interest received			
II.8.	Kiti investicinės veiklos pinigų srautų padidėjimai /Other increase in flows from investing activities			
II.9.	Kiti investicinės veiklos pinigų srautų sumažėjimai/Other decrease in cash flows from investing activities			
	Grynieji investicinės veiklos pinigų srautai/ Net cash flows from investing activities		(10 377)	370 187
III.	Finansinės veiklos pinigų srautai/Cash flows from financing activities			
III.1.	Pinigų srautai, susiję su įmonės savininkais/ Cash flows related to enterprise owners			

III.1.1.	Akcijų išleidimas/Emission of shares		
III.1.2.	Savininkų įnašai nuostoliams padengti/ Owners contributions agaist losses		
III.1.3.	Savų akcijų supirkimas /Purchase of own shares		
III.1.4.	Dividendų išmokėjimas / Dividends paid		
III.2.	Pinigų srautai, susiję su kitais finansavimo šaltiniais/Cash flow arising from other financing sources	(2 202 591)	(2 648 424)
III.2.1.	Finansinių skolų padidėjimas /Increase in financial debts		
III.2.1.1.	Paskolų gavimas /Loans received		
III.2.1.2.	Obligacijų išleidimas/Issue of bonds		
III.2.2.	Finansinių skolų sumažėjimas/ Decrease in financial debts	(2 202 591)	(2 648 424)
III.2.2.1.	Paskolų grąžinimas/loans returned	(1 381 137)	(845 936)
III.2.2.2.	Obligacijų supirkimas/ Puurchase of bonds		
III.2.2.3.	Sumokėtos palūkanos /Interest paid	(583 014)	(619 137)
III.2.2.4.	Lizingo (finansinės nuomos) mokėjimai /Payments of lease(finanse lease)liabilities	(238 440)	(724 401)
III.2.3.	Kitų įmonės įsipareigojimų padidėjimas /Increase in other enterprise liabilities		(458 950)
III.2.4.	Kitų įmonės įsipareigojimų sumažėjimas/ Decrease in other enterprise liabilities		
III.3.	Kiti finansinės veiklos pinigų srautų padidėjimai / Other increase in cash flows from financing activities	12 362	77 187
III.4.	Kiti finansinės veiklos pinigų srautų sumažėjimai/Other decrease in cach flows from financing items	(62 079)	(57 146)
	Gryniesi finansinės veiklos pinigų srautai/Net cash fows from financing activities	(2 252 308)	(2 628 383)
IV.	Ypatingųjų straipsnių pinigų srautai /cach flows from extraordinary items		
IV.1.	Ypatingųjų straipsnių pinigų srautų padidėjimas/Insrease in cash flows from extraordinary items		
IV.2.	Ypatingųjų straipsnių pinigų srautų sumažėjimas/ Decrease in cash flows from extraordinary items		
V.	Valiutų kursų pasikeitimo įtaka grynųjų pinigų ir pinigų ekvivalentų likučiui/Change in exchange rate	(8 871)	
VI.	Grynasis pinigų srautų padidėjimas (sumažėjimas)Net increase(decrease) in cash flows	(32 641)	(266 885)
VII.	Pinigai ir pinigų ekvivalentai laikotarpio pradžioje/Cash at the begining oh period	369 287	532 182
VIII.	Pinigai ir pinigų ekvivalentai laikotarpio pabaigoje/Cash at the end of period	336 646	265 297

Gen. direktorius Romualdas Dunauskas
(įmonės administracijos vadovo
pareigų pavadinimas)


(parašas)

Romualdas Dunauskas
(vardas ir pavardė)

STOCK COMPANY GUBERNIJA 144715765

DVARO 179, ŠIAULIAI

EXPLANATORY NOTE

Added to six month's interim financial report of the year 2006

I. GENERAL SECTION

I.1. Stock Company Gubernija was registered in the Register of Legal Persons on 3 May 1973. The legal form is Stock Company. The manager of the register is State Enterprise Centre of Registers. The fiscal year of the Company starts on 1st January 2006 and ends on 31st December 2006.

Stock Company Gubernija has its agency in Vilnius. It is wholesale warehouse. The address of the agency is Kubiliaus str. 21 Vilnius.

1.2. The main types of Company's economical activity are the following: the production and sale of beer, beer drinks, cider and kvass in local and foreign markets.

The raw for the production of beer is purchased in Lithuania besides imported from Denmark, Estonia and Germany.

The extraordinary Company's economical activity include the sale of redundant material and recourses that are not used in the production process by the Company anymore, the sale of waste material and the resale of some products and services.

There is a net of branded shops owned by Sock Company in the majority of towns of Lithuania.

The results of financial activity of the Company are mostly influenced by costs, season besides the proper provision of high quality raw material and other material used for the production. The Company works under circumstances of high competition. The major competitors in the beer marketplace are 'Švyturys-Utenos alus', 'Kalnabilio-Tauro grupė' and 'Ragutis' breweries.

302 employees have worked in Stock Company Gubernija by 30 June 2006. 312 employees worked in 30 June 2005.

II. ACCOUNTING POLICY

II.1. Six month's interim financial report of the year 2006 has been formulated according to the continuing activity and income costs accumulating principles of the Company, under the Law of the Outline of Accountancy of the Republic of Lithuania and the Law of Companies' Financial

Reporting of the Republic of Lithuania, regulated by the requirements of the IFR (International Financial Reporting) and the accounting policy of the Company.

In the year 2006 Stock Company Gubernija performs the activity provided in the Regulations of the Company.

Stock Company Gubernija has not changed the accounting policy during the interim reporting term. The qualification of the applied accounting policy is defined in the annual financial report of the year 2005.

III. COMMENTS TO THE EXPLANATORY NOTE

1. The state of long term intangible assets (Annex 2).

The programs for the sale analysis and budget purchased during the first half of the year 2006. The programs are fully adopted. Their value is 111 154 Lt. Antivirus software and outdated programs that had not been used were written-off as well.

The licence for the usage of the industrial designs evaluated 317 000Lt has been purchased.

2. *The Assessment*

The Company applies the method of assessment of revaluation for the separate groups of the long term assets (buildings and constructions, machinery and equipment).

The changes in tangible assets (Annex 3).

During the first half of this year the industrial block and its enlargement has been reconstructed, the car 'Audi A6', computer and copier has been purchased, the car VAZ 21093, lift-truck 'Toyota', device for packaging and compressor have been sold, the asset that had been off usage and partially out of service, i.e. freezing equipment, refrigerators, advertising light-boxes, refrigerators-windows, tables and convertible chairs have been written-off.

During the first half of the year the depreciation evaluated in 3 278 790Lt has been accounted.

3. The financial asset of the Company is 17100Lt. It consists of:

1 share of Joint Stock Company 'Žaliasis taškas' the value of which is 15000Lt per share. The amount of 15000Lt has been invested into this company what comprises 1.35 per cent of the authorized capital of this company.

1 share of State Enterprise 'The Park of Science and Technology of Šiauliai University' the value of which is 2000Lt per share.

1 share of Joint Sock Company 'Krepšinis ir mes' the value of which is 100 Lt. per share.

9. The meeting of shareholders that took place on 12 June 2006 resolved to increase the authorized capital by additional contributions, i.e. 6 000 000Lt. The sum consists of 2 190 595 Lt that is signed and paid-up authorized capital and 838 125Lt signed and outstanding authorized capital, which has to be paid within 30 days.

In conformity with the application of the shareholder of Stock Company Gubernija Vitas Tomkus, on 4 July 2006 Šiauliai Regional Court according to the order issued on 3/7/2006 prohibited Stock Company Gubernija implement the resolution of general meeting of the shareholders signed on 12/6/2006 concerning the increase of authorized capital by additional monetary contributions that would be in proportion to the shares par value that shareholders owned on the day of the meeting of shareholders that accepted the resolution to increase the authorized capital and approved the changes in Statute and new edition of the Companies Statute. Besides, the Court determined the term of 14 days for Vitas Tomkus to bring the action.

The emission of shares has been temporarily suspended. Revised authorized capital has not been registered.

14. At the end of June 2006, the Annex No060404060817-20 to the Lending Agreement signed at 28/12/2004, according to which AB SEB Vilniaus Bankas and AB bank Hansabankas granted the credit, was revised. In conformity with the application of the Company the schedule of the partial maturity of the credit and additional conditions were changed. The Current Maturities of Long Term Debts were reduced.

15. Other amount payables and current liabilities consist of excise duties, real estate tax, VAT, the taxes for the environmental pollution and the usage of natural resources besides the payments according to Enforcement Orders and the shares paid up by the shareholders:

- Taxes – 2188859 Lt.
- The shareholders' share deposit – 2190595 Lt.
- Enforcement Orders – 7577 Lt.

16. During the first half of the year 2006, 1650.6 thousand units of the output were realized that comprised 3.8 per cent more if compared with the same period in the year 2005. The export of the

output increased 264.0 thousand units that comprised 41.9 per cent more if compared with the first half of the year 2005.

Sale income reduced 0.38 per cent if compared with the same period of the last year, because of price and the alterations in the structure of the production that had been sold.

17. During the first half of the year 2006 the manufacturing cost of the beer as the base product increased 2.1 per cent, because of the increasing cost of energy resources and the remarkable alterations in the structure of the producing depending on the container. The index of gross profitability decreased 2.1 per cent if compared with the same period of the last year.

18. Activity expenditures decreased 7.8 per cent that comprises 638 thousand Litas if compared with the same period of the last year.

20. Financial investment operations: loss in 691208 Lt. The Company raises the consolidated long term loan granted by AB SEB Vilniaus bankas and Hansabankas besides has long term liabilities for the leasing to SEB Vilniaus bankas and Sampo Bankas. The major part of incurred expenditure consists of the interest expenses.

The activity of six months' interim reporting term resulted in loss of 2 222 316 Lt.


Because of revaluation of buildings, constructions and industrial equipment the Company executed, at the end of the year 2004 while depreciating the assets the revaluation reserve, amounted in 344 525 Lt, was reduced. The amount in which the revaluation reserve (results) was reduced resulted the increase of the retained earnings (moderated losses). Because of this operation the loss registered in the income statement differs from the loss in balance statement. Unrecognized profit in the income statement because of revaluation of depreciated assets is stated in the interim reporting of capital alteration.

The balance loss of Stock Company Gubernija for the interim reporting term is 1 877 791 Lt.

Stock Company's Gubernija six month's interim financial report of the year 2006 has not been audited.

Stock Company Gubernija

The Director General



Romualdas Dunauskas

NEMATERIALUSIS TURTAS / INTANGIBLE ASSETS

AB Gubernija

(monės pavadinimas, kodas)

144715765 Dvaro 179 Šiauliai

(adresas)

Priedas Nr.2

App. 2

(Lt)

Nematerialusis turtas/ State of intangible assets

Rodikliai/ Items	Plėtos darbai/ Development costs	Prestižas/ Good will	Patentai, licencijos ir pan./ Intangible rights	Programinė įranga/ Computers software	Kitas nematerialusis turtas/ other assets	Iš viso/ Total
Likutinė vertė praėjusių finansinių metų pabaigoje/ Acquisition value at the end of previous financial year				5153	18212	23365
a) Ilgalaikis nematerialusis turtas						
įsigijimo savikaina/ Acquisition value				169464	112553	289427
Praėjusių finansinių metų pabaigoje/ at the end of previous financial year					7410	7410
Finansinių metų pokyčiai/ Current year changes::						
- turto įsigijimas/ Acquisitions of assets			327000	111154		438154
- kitiems asmenims perleistas ir nurašytas turtas (-)/ Cessions and				158575	16233	174808
- perrašymai iš vieno straipsnio į kitą + / (-) Transfers from one heading						
Finansinių metų pabaigoje/ At the end of the current year	0	0	327000	122043	103730	552773
b) Amortizacija/ Depreciations						
Praėjusių finansinių metų pabaigoje/ At the end of previous financial year				164311	101751	266062
Finansinių metų pokyčiai/ Current year changes :				11748	5273	17021
- finansinių metų amortizacija/ depreciation of financial year						
- atstatantys įrašai (-)/ written back (-)						
- kitiems asmenims perleisto ir nurašyto turto amortizacija (-)/ acquired by third parties				158564	14662	173226
- perrašymai iš vieno straipsnio į kitą + / (-)/Transfers from one heading to another						
Finansinių metų pabaigoje/ at the end financial year	0	0		17495	92362	109857
c) Vertės sumažėjimas/ decrease of value						
Praėjusių finansinių metų pabaigoje/ At the end of previous financial year						
Finansinių metų pokyčiai/ Current year changes :						
- finansinių metų vertės sumažėjimas/ decrease of value in accounting period						
- atstatantys įrašai (-)/ written back (-)						
- kitiems asmenims perleisto ir nurašyto						
- perrašymai iš vieno straipsnio į kitą + / (-)/Transfers from one heading						
Finansinių metų pabaigoje/ at the end financial year	0	0				
d) Likutinė vertė finansinių metų pabaigoje/ Net value at the end of current year (a) - (b) - (c)	0	0	327000	104548	11368	442916

ILGALAIKIS MATERIALUSIS TURTAS/ TANGIBLE ASSETS

AB Gubernija

(monės pavadinimas, kodas)

144715765 Dvaro 179 Šiauliai

(adresas)

Priedas Nr.3

App.3

Ilgalaikis materialusis turtas/ State of tangible assets

(Lt)

Rodikliai/ Items	Žemė/ Land	Pastatai ir statiniai/ Buildings and constructi ons	Mašinos ir įrengimai/ Machinery and equipments	Transporto priemonės/ Vehicle	Ilgalaikis turtas komplektacij ojei/ Other machines and equipments	Ne- baigta statyba/ Constructio n in progress	Kita įranga ,prieaisai/ Other tangible assets	Iš viso/ Total
Likutinė vertė praėjusių finansinių metų pabaigoje / Acquisition value at the end of previous financial year		13454740	26798655	712423	674091	375453	2253814	44269176
a) Įsigijimo savikaina/ Acquisition value		13994314	40537722	3678769	674091	375453	7056635	66316984
Praėjusių finansinių metų pabaigoje/ at the end of previous financial year								0
Finansinių metų pokyčiai / Current year changes:								0
- turto įsigijimas/ Acquisitions of assets		91325		25715	66180		6800	190020
- perleistas ir nurašytas turtas (-)/ Cessions and disused assets (-)			69541	47950	4417		112787	234695
- perrašymai iš vieno straipsnio į kitą + / (-)/ Transfers from one heading to another		84944	64379	2320	-374897	12593	309068	98407
Finansinių metų pabaigoje/ At the end of the current year	0	14170583	40532560	3658854	360957	388046	7259716	66370716
b) Perkainojimas/ REVALUATION								
Praėjusių finansinių metų pabaigoje/ at the end of previous financial year		2530947	2408047					4938994
Finansinių metų pokyčiai/ Current year changes :								
- vertės padidėjimas (sumažėjimas) + / (-) / Increase (decrease) in value								
- kitiems asmenims perleisto ir nurašyto turto (-)/ Acquired by third parties			6002					6002
- perrašymai iš vieno straipsnio į kitą + / (-)/Transfers from one heading to another								
Finansinių metų pabaigoje/ at the end of financial year	0	2530947	2402045	0	0	0	0	4932992
c) Nusidėvėjimas/ Depreciations								
Praėjusių finansinių metų pabaigoje/ At the end of previous financial year		3070521	16147114	2966346			4802821	26986802

Finansinių metų pokyčiai/ Current year changes :								
- finansinių metų nusidėvėjimas/ depreciation of financial year		393508	1873122	143188			511393	2921211
perkainuoto turto nusidėvėjimas/ written back (-)		90073	250485					
- kitiems asmenims perleisto ir nurašyto turto nusidėvėjimas (-)/ acquired by third parties			63491	47946			112433	223870
perkainuoto perleisto turto nusid			2035					
Finansinių metų pabaigoje/ at the end of financial year	0	3554102	18205195	3061588	0	0	5201781	30022666
d) Vertės sumažėjimas/ decrease of value								
Praėjusių finansinių metų pabaigoje/ at the end of previous								
Finansinių metų pokyčiai/ Current year changes:								
- finansinių metų vertės sumažėjimas/ decrease of value in								
- atstatantys įrašai (-)/ Written back (-)								
- kitiems asmenims perleisto ir nurašyto								
- perrašymai iš vieno straipsnio į kita + / (-)/Transfers from one								
Finansinių metų pabaigoje/ at the end financial year	0							
e) Likutinė vertė finansinių metų pabaigoje/ Net value at the end of current year	0	13147428	24729410	597266	360957	388046	2057935	41281042
(a) + (b) - (c) - (d)								