



**AB LIMARKO LAIVININKYSTĖS KOMPANIJA**  
**LIMARKO SHIPPING COMPANY AB**

TO: Lithuanian Securities Commission  
Konstitucijos ave. 23  
LT-08105 Vilnius, Lithuania

2010-02-24 Nr. FIN-1-29-10

**Confirmation of responsible persons**

Following the Article No. 22 of Law on Securities of the Republic of Lithuania and Rules on Preparation and Submission of Periodic and Additional Information of the Lithuanian Securities Commission, we, Vytautas Lygnugaris, Chief Executive Officer of Limarko laivininkystės kompanija AB, and Renaldas Vyšniauskas, Finance Director of Limarko laivininkystės kompanija AB, hereby confirm, that to the best of our knowledge, the attached not audited Limarko laivininkystės kompanija AB Interim Financial Statements for the twelve months of 2009, prepared in accordance with International Financial Reporting Standards as adopted by the European Union, give a true and fair view of the assets, liabilities, financial position and profit or loss of Limarko laivininkystės kompanija AB.

Enclosure:

1. Limarko laivininkystės kompanija AB Interim Financial Statements for the twelve months of 2009;

Chief Executive Officer

Vytautas Lygnugaris

Chief Financial Officer

Renaldas Vyšniauskas



# LIMARKO LAIVININKYSTĖS KOMPANIJA

Interim Financial Statements for the twelve months of 2009

## **TABLE OF CONTENTS**

Income statement .....	3
Balance sheet .....	4
Statement of cash flows.....	5
Statement of changes in equity .....	6
Explanatory letter .....	6



The financial statements of Limarko laivininkystės kompanija AB have been prepared in accordance with International Financial Reporting Standards (IFRSs), as adopted by the European Union.

Interim financial statements for the twelve months of 2009 are not audited.

### Income statement

In thousand of Litas	Note	October- December 2009	October- December 2008	2009	2008
Revenue	1	29 967	37 902	129 977	151 363
Cost of sales	2	(33 986)	(40 964)	(134 581)	(141 807)
<b>Gross profit</b>		<b>(4 019)</b>	<b>(3 062)</b>	<b>(4 604)</b>	<b>9 556</b>
Other operating income, net	3	(698)	(57)	(220)	(61)
Distribution expenses		(32)	(43)	(11)	(33)
Administrative expenses	4	(1 287)	(2 061)	(6 981)	(7 674)
<b>Operating profit before financing cost</b>		<b>(6 036)</b>	<b>(5 224)</b>	<b>(11 815)</b>	<b>1 789</b>
Financial income		(3 466)	33	3 274	123
Financial expenses		(623)	(4 323)	(3 720)	(14 801)
<b>Net financial costs/income</b>	5	<b>(4 089)</b>	<b>(4 290)</b>	<b>(446)</b>	<b>(14 677)</b>
<b>Profit (loss) before tax</b>		<b>(10 125)</b>	<b>(9 514)</b>	<b>(12 261)</b>	<b>(12 888)</b>
Income tax expense		(168)	(73)	(168)	(73)
<b>Profit (loss) for the year</b>		<b>(10 293)</b>	<b>(9 587)</b>	<b>(12 429)</b>	<b>(12 961)</b>

The notes set out on pages 6 to 17 form an integral part of these financial statements.



## Balance sheet

In thousand of Lit	Note	2009 12 31	2008 12 31
<b>Assets</b>			
Property, plant and equipment	6	291 953	324 224
Intangible assets	7	31	45
Other investments	8	83	1 186
Long term receivable			
<b>Total non-current assets</b>		<b>292 067</b>	<b>325 455</b>
Inventories	9	7 077	5 916
Receivable	10	8 516	9 598
Cash and cash equivalents	11	5 312	374
<b>Total current assets</b>		<b>20 905</b>	<b>15 887</b>
<b>Total assets</b>		<b>312 973</b>	<b>341 342</b>
<b>Equity</b>			
Issued capital		120 212	120 212
Reserves		7 645	7 645
Retained earnings		(11 139)	1 290
<b>Total equity</b>	12	<b>116 719</b>	<b>129 148</b>
<b>Liabilities</b>			
Interest-bearing loans and borrowings	13	135 014	164 513
Deferred tax liabilities			
<b>Total non-current liabilities</b>		<b>135 014</b>	<b>164 513</b>
Interest-bearing loans and borrowings	13	26 445	25 047
Trade and other payables	14	34 795	22 635
<b>Total current liabilities</b>		<b>61 240</b>	<b>47 682</b>
<b>Total liabilities</b>		<b>196 253</b>	<b>212 194</b>
<b>Total equity and liabilities</b>		<b>312 973</b>	<b>341 342</b>

The notes set out on pages 6 to 17 form an integral part of these financial statements.



## Statement of cash flows

In thousand of Litas	Note	2009	2008
<b>Cash flows from operating activities</b>			
Profit (loss) before tax		(12 261)	(12 888)
Adjustments for:			
Depreciation	6	30 099	25 245
Amortization	7	30	32
Gain on sales of non-current assets	3	395	182
Written off non-current assets		1	1
Investments revaluation result		(470)	856
Effects of exchange rate changes on the bank loans		(2 993)	8 688
Gain on sales of investments		(134)	
Interest expenses, net	5	3 607	5 745
<b>Net cash from ordinary activities before any changes in</b>		<b>18 272</b>	<b>27 862</b>
Change in inventories		(1 162)	1 472
Change in receivable		1 082	2 481
Change in trade and other payables		12 065	4 231
<b>Net cash generated from ordinary activities</b>		<b>30 258</b>	<b>36 047</b>
Net interests paid / received		(3 607)	(5 745)
Income tax paid		(73)	(82)
<b>Net cash from operating activities</b>		<b>26 578</b>	<b>30 221</b>
<b>Cash flows from investing activities</b>			
Acquisition of tangible non-current assets	6	(4 018)	(116 091)
Acquisitions of intangible non-current assets	7	(16)	(22)
Acquisition of financial asset		1 708	(1 794)
Proceeds from sale of tangible non-current assets	3	5 794	5 236
<b>Net cash from investing activities</b>		<b>3 468</b>	<b>(112 672)</b>
<b>Cash flows from financing activities</b>			
Proceeds from borrowings			88 932
Repayment of borrowings		(25 108)	(18 570)
Emission of shares			10 762
<b>Net cash from financing activities</b>		<b>(25 108)</b>	<b>81 124</b>
<b>Net decrease in cash and cash equivalents</b>		<b>4 938</b>	<b>(1 327)</b>
<b>Cash and cash equivalents at 1 January</b>		<b>374</b>	<b>1 702</b>
<b>Cash and cash equivalents at 31 December</b>		<b>5 312</b>	<b>374</b>

The notes set out on pages 6 to 17 form an integral part of these financial statements.



## Statement of changes in equity

In thousand of Litas	Share capital	Legal reserve	Retained earnings	Total equity
Balance at 1 January 2008	109 451	6 597	15 299	<b>131 347</b>
Net profit (loss) for 2008			(12 961)	<b>(12 961)</b>
Increase of authorised capital	10 762			<b>10 762</b>
Appropriation of profit for the year 2007:				
Increasing of the statutory reserve		1 048	(1 048)	
Balance at 31 December 2008	120 212	7 645	1 290	<b>129 148</b>
Balance at 1 January 2009	120 212	7 645	1 290	<b>129 148</b>
Net profit for 2009			(12 429)	<b>(12 429)</b>
Balance at 31 December 2009	120 212	7 645	(11 139)	<b>116 719</b>

## Explanatory letter

Limarko Shipping Company AB (the "Company") is a company registered in Lithuania. The Company provides the services of transportation of cargo by sea transport (vessels).

The major shareholder of the Company is Limarko UAB, a company incorporated in Lithuania, which owns 87.2% of the share capital (31 December 2009). The ordinary shares of the Company are listed on the NASDAQ OMX Vilnius.

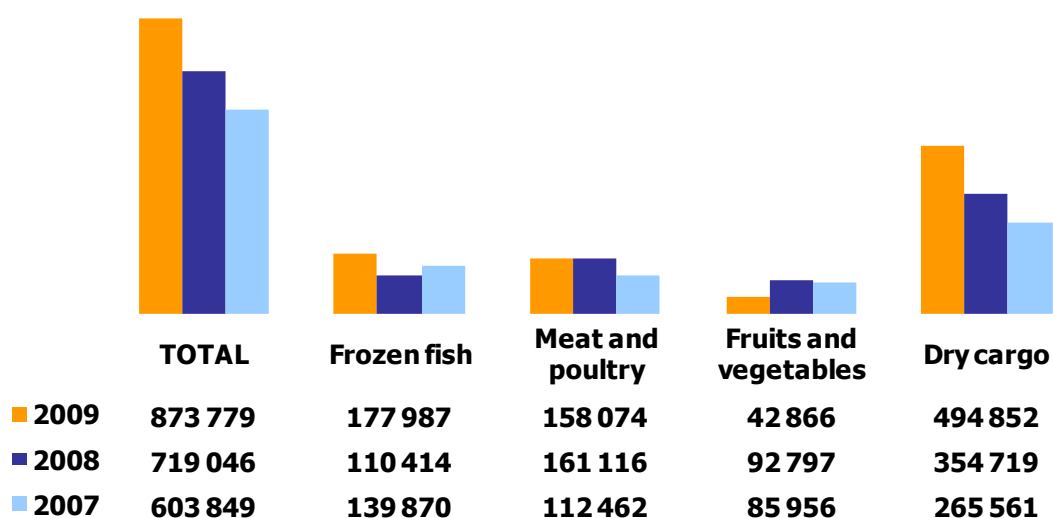
The interim financial statements for the twelve months of 2009 have been prepared in accordance with International Financial Reporting Standards (IFRSs), as adopted by the European Union.

The financial statements are presented in Litas, the legal currency of Lithuania, which is considered to be the functional currency of the Company, and are prepared on the historical cost basis except for available-for-sale financial assets which are measured at fair value, accounting records are maintained in accordance with Lithuanian laws and regulations.

As of 31 December 2009, the Company owned 16 vessels: 13 reefer ships and 3 container ships. The Company sold m/v Vega (built 1982) in December 2009.

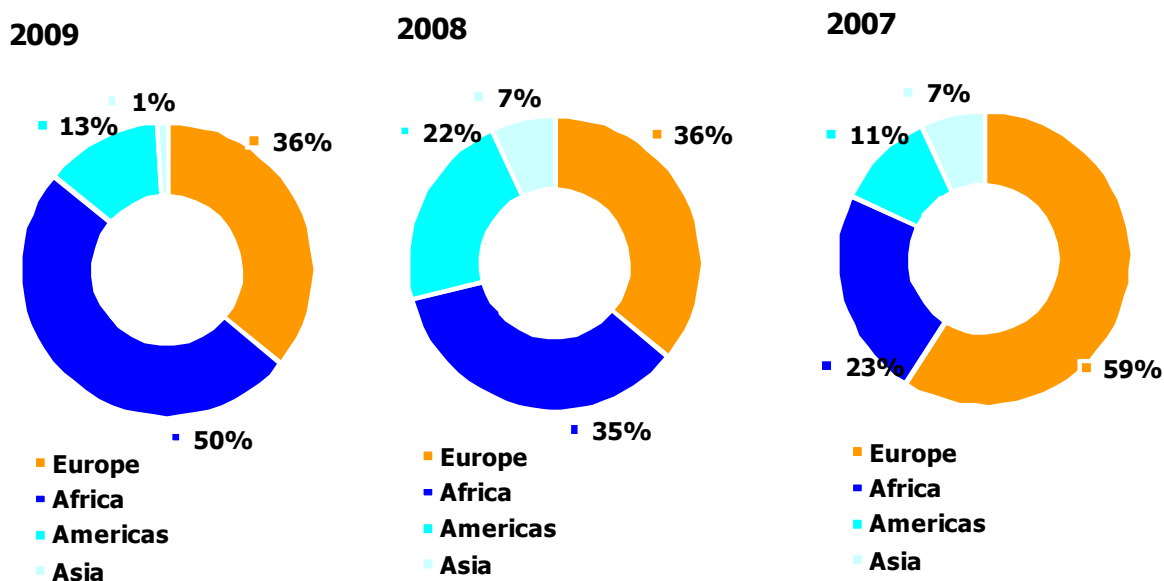
During the year 2009 Limarko laivininkystės kompanija AB transported a total of 874 thousand tons of cargo, whereof 43% accounted for frozen, chilled and perishable food products, and the remaining 57% accounted for dry cargo:





The total amount of cargo transported during the year 2009 increased by 22%, when compared to the year 2008. Due to varying length of transportation routes and cargo structure, revenue of the Company is not directly related to the quantity of cargo transported.

The main operation regions of the Company vessels were the continents of Africa and Europe, which respectively accounted for 50 and 36 percent of all transported cargoes. Transportations in the region of Americas constituted 13 percent and 1 percent in Asia:



The revenue of Limarko laivininkystės kompanija AB for the year 2009 amounted to LTL 130.0 million and decreased by 14% when compared to the revenue of LTL 151.4 million for the year 2008.

During the year 2009 the Company achieved the EBITDA of LTL 18.5 million and the EBITDA margin was 14.3%. The EBITDA for the year 2008 was LTL 27.1 million and the EBITDA margin was 17.9%.

The result of the Company for the year 2009 was a loss of LTL 12.4 million. The result of the Company for the year 2008 was a loss of LTL 13.0 million.





## 1. Revenue

In thousand of Litas	2009	2008
Voyage charter operations	76 359	92 940
Time charter operations	26 189	34 664
Pool operations	20 365	20 843
Demurrage	4 372	2 915
Other revenue	2 691	
<b>Total revenue</b>	<b>129 977</b>	<b>151 363</b>

## 2. Cost of sales

In thousand of Litas	2009	2008
Crew costs	32 492	35 075
Fuel	30 886	40 378
Depreciation	29 692	24 824
Repair and maintenance of vessels	13 895	15 441
Port dues	7 410	5 572
Insurance	6 776	5 494
Lubricating oil	6 057	4 725
Commissions	4 207	7 333
Other costs	3 166	2 964
	<b>134 581</b>	<b>141 807</b>

## 3. Other operating income/expenses

In thousand of Litas	2009	2008
Revenue from sale of non-current assets	5 794	5 904
Cost of sold non-current assets	(6 189)	(6 088)
Net revenue from sale of non-currents assets	-395	-184
Other operating income, net	175	123
	<b>-220</b>	<b>-61</b>

During the year 2009 the Company sold one vessel and the warehouse building.



#### 4. Operating costs

In thousand of Litas	2009	2008
Staff costs	3 213	3 706
Rental costs	909	1 014
Depreciation and amortization	437	454
Business trips	263	397
Exploitation and maintenance of real estate	278	248
Communication	192	192
Other costs	1 689	1 663
	<b>6 981</b>	<b>7 674</b>

#### 5. Net financial costs / income

In thousand of Litas	2009	2008
Financial income:		
Currency exchange rate gain	2 576	
Interest	10	121
Penalties	1	2
Investments revaluation gain	553	
Gain on sales of investments	134	
Total financial income	3 274	123
Financial expenses:		
Currency exchange rate loss		(8 019)
Interest	(3 616)	(5 866)
Penalties	(21)	(59)
Investments revaluation loss	(83)	(856)
Total financial costs	(3 720)	(14 801)
	<b>(446)</b>	<b>(14 677)</b>



## 6. Property, plant and equipment

In thousand of Litas	Land and buildings	Vessels and cars	Other assets	Total
<b>Cost</b>				
Balance at 1 January 2008	2 909	307 012	1 670	311 591
Acquisitions		116 001	90	116 091
Disposals		(16 416)	(100)	(16 516)
Balance at 31 December 2008	2 909	406 598	1 659	411 166
Balance at 1 January 2009	2 909	406 598	1 659	411 166
Acquisitions		3 994	24	4 018
Disposals	(2 498)	(18 531)	(85)	(21 115)
Balance at 31 December 2009	411	392 061	1 598	394 070
<b>Depreciation and impairment losses</b>				
Balance at 1 January 2008	1 006	70 988	801	72 795
Depreciation charge for the period	88	24 894	263	25 245
Disposals		(11 005)	(92)	(11 098)
Balance at 31 December 2008	1 094	84 877	971	86 942
Balance at 1 January 2009	1 094	84 877	971	86 942
Depreciation charge for the period	65	29 792	242	30 099
Disposals	(1 053)	(13 789)	(84)	(14 925)
Balance at 31 December 2009	106	100 880	1 130	102 116
<b>Carrying amounts</b>				
At 1 January 2008	1 903	236 024	869	238 796
At 31 December 2008	1 815	321 721	688	324 224
At 1 January 2009	1 815	321 721	688	324 224
At 31 December 2009	304	291 181	468	291 953

### Depreciation

Depreciation is recognised in the following line items in the income statement:

In thousand of Litas	2009	2008
Cost of sales	380	24 815
General and administrative operating expenses	29 719	430
	<b>30 099</b>	<b>25 245</b>



## 7. Intangible assets

In thousand of Litas	Software	Total
Balance at 1 January 2008	281	281
Acquisitions	22	22
Disposals	-1	-1
Balance at 31 December 2008	302	302
Balance at 1 January 2009	302	302
Acquisitions	16	16
Disposals	-3	-3
Balance at 31 December 2009	315	315
<b>Amortisation and impairment losses</b>		
Balance at 1 January 2008	225	225
Amortisation for the period	32	32
Disposals	-0	-0
Balance at 31 December 2008	257	257
Balance at 1 January 2009	257	257
Amortisation for the period	30	30
Disposals	-3	-3
Balance at 31 December 2009	284	284
<b>Carrying amounts</b>		
At 1 January 2008	56	56
At 31 December 2008	45	45
At 1 January 2009	45	45
At 31 December 2009	31	31

## 8. Investments

In thousand of Litas	2009 12 31	2008 12 31
Shares of Alpha Reefer Transport GmbH	83	166
Investment into securities		1 021
	<b>83</b>	<b>1 186</b>

Available-for-sale investments include 20% of the shares of Alpha Reefer Transport GmbH. Alpha Reefer Transport GmbH is the company, through which Limarko Shipping Company AB earns pool revenue. An impairment of 83 thousand Litas on the investment was recognised in the income statement for 2009. Pool income and costs include income from the Company's ships operating under Pool agreement (note 1) and related costs. Pool costs are in proportion to earned income.

During the first six months of 2009 the Company has sold 4 253 446 shares of Lietuvos jūrų laivininkystė AB. The investment was accounted for at fair value. The revaluation gain of 553 thousand



Litas on the investment and gain of 134 thousand Litas on sales of investments were recognised in the income statement for the year 2009.

## 9. Inventories

In thousand of Litas	2009 12 31	2008 12 31
Fuel	5 770	4 141
Lubricating oil	1 307	1 775
	<b>7 077</b>	<b>5 916</b>

## 10. Receivables

In thousand of Litas	2009 12 31	2008 12 31
Trade receivable	4 769	6 096
Deferred expenses	2 663	2 925
Prepayments	116	88
Other receivable	967	489
	<b>8 516</b>	<b>9 598</b>

The majority of deferred expenses comprise prepaid insurance premiums.

The ageing of trade and other receivables as at 31 December 2009 and 2008 can be specified as follows:

In thousand of Litas	Trade and other receivables not past due an impairment allowance on which is not recognised	Trade receivables past due an impairment allowance on which is not recognised					Total
		Less than 30 days	30–59 days	60–89 days	90–359 days	More than 360 days	
2008 12 31	6 585						6 585
2009 12 31	5 736						5 736

*Quality of financial assets not past due on which no impairment allowance has been formed*

No indication exists that liabilities which are not past due and not impaired as at reporting date will not be settled as the Company provides services only to well known and solvent third parties.



## 11. Cash and cash equivalents

In thousand of Litas	2009 12 31	2008 12 31
Bank balances	5 283	357
Cash in hand	30	17
	<b>5 312</b>	<b>374</b>

## 12. Share capital

As of 31 December 2009, the authorised share capital, issued and fully paid, comprised 120 212 429 ordinary shares at a par value of LTL 1 each.

Holders of ordinary shares are entitled to one vote per share in the General Meeting of the Company and are entitled to receive dividends.

The shares are listed in NASDAQ OMX Vilnius.

The total number of shareholders of Limarko laivininkystes kompanija AB on 31 December 2009 was 713.

Shareholders who on 31 December 2009 owned more than 5% of the Company's authorized capital:

Shareholder's name, surname (enterprise name, form, office address, enterprise register code)	Number (units) of shares belonging to shareholders by the right of ownership	Owned portion of the authorized capital	Portion of votes granted by shares belonging by the right of ownership	Portion of votes belonging to a shareholder jointly with associated persons
Limarko UAB (Naujoji uosto str. 8, Klaipėda, enterprise code 140765379)	104 814 920	87,2%	87,2%	87,2%



### 13. Interest-bearing loans and borrowings

The company's interest-bearing loans and borrowings are as follows:

Lending institution	Ref	Principal amount	Balance tLTL 2009 12 31	Balance tLTL 2008 12 31
AB SEB Bankas, (mv "Andromeda")	a)	1 600 tUSD	3 848	5 882
AB SEB Bankas, (mv "Libra")	b)	2 600 tUSD	6 254	8 577
„Swedbank“, AB, (mv "Pluto" and mv "Uranus")	c)	7 001 tUSD	16 839	22 843
„Swedbank“, AB, (mv "Capella")	d)	8 484 tUSD	20 405	23 487
AB SEB Bankas, (mv "Serenada")	e)	4 729 tUSD	11 375	14 458
UniCredit Bank, (mv "America Feeder")	f)	8 238 tUSD	19 814	22 207
UniCredit Bank, (mv "Tokata")	g)	20 420 tUSD	49 114	53 719
„Swedbank“, AB (mv "Cassiopea")	h)	14 057 tUSD	33 810	38 386
<b>Total liabilities</b>		<b>67 129 tUSD</b>	<b>161 458</b>	<b>189 560</b>
Less: current portion		-10 995 tUSD	-26 445	-25 047
<b>Total long term portion of net liabilities</b>		<b>56 134 tUSD</b>	<b>135 014</b>	<b>164 513</b>

Interest rates for the loans are variable and relate to LIBOR, varying from LIBOR+0.8% to LIBOR+1.35%. The applicable interest rates are close to effective interest rates.

a) The loan was received to finance acquisition of the vessel "Andromeda". The loan is to be repaid by 31 December 2011 in quarterly payments. The loan is secured by pledging the vessel "Andromeda".

b) The loan was received to finance the acquisition of the vessel "Libra". The loan is to be repaid by 23 October 2012 in quarterly payments. The loan is secured by pledging the vessel "Libra".

c) The loan was received to finance the acquisition of the vessels "Pluto" and "Uranus". The loan is to be repaid by 3 January 2013 in quarterly payments. The loan is secured by pledging the vessels "Pluto", "Uranus" and "Lyra".

d) The loan was received to finance the acquisition of the vessel "Capella". The loan is to be repaid by 31 December 2013 in quarterly payments. The loan is secured by pledging the vessel "Capella".

e) The loan was received to finance the acquisition of the vessel "Serenada". The loan is to be repaid by 11 August 2012 in quarterly payments. The loan is secured by pledging the vessel "Serenada".

f) The loan was received to finance the acquisition of the vessel "America Feeder". The loan is to be repaid by 30 September 2017 in quarterly payments. The loan is secured by pledging the vessel "America Feeder".

g) The loan was received to finance the acquisition of the vessel "Tokata". The loan is to be repaid by 15 June 2011 in quarterly payments. The loan is secured by pledging the vessel "Tokata".

h) The loan was received to finance the acquisition of the vessel "Cassiopea". The loan is to be repaid by 18 September 2015 in quarterly payments. The loan is secured by pledging the vessels "Cassiopea", "Astra", as well as "Uranus" by secondary pledge.



## 14. Trade and other payables

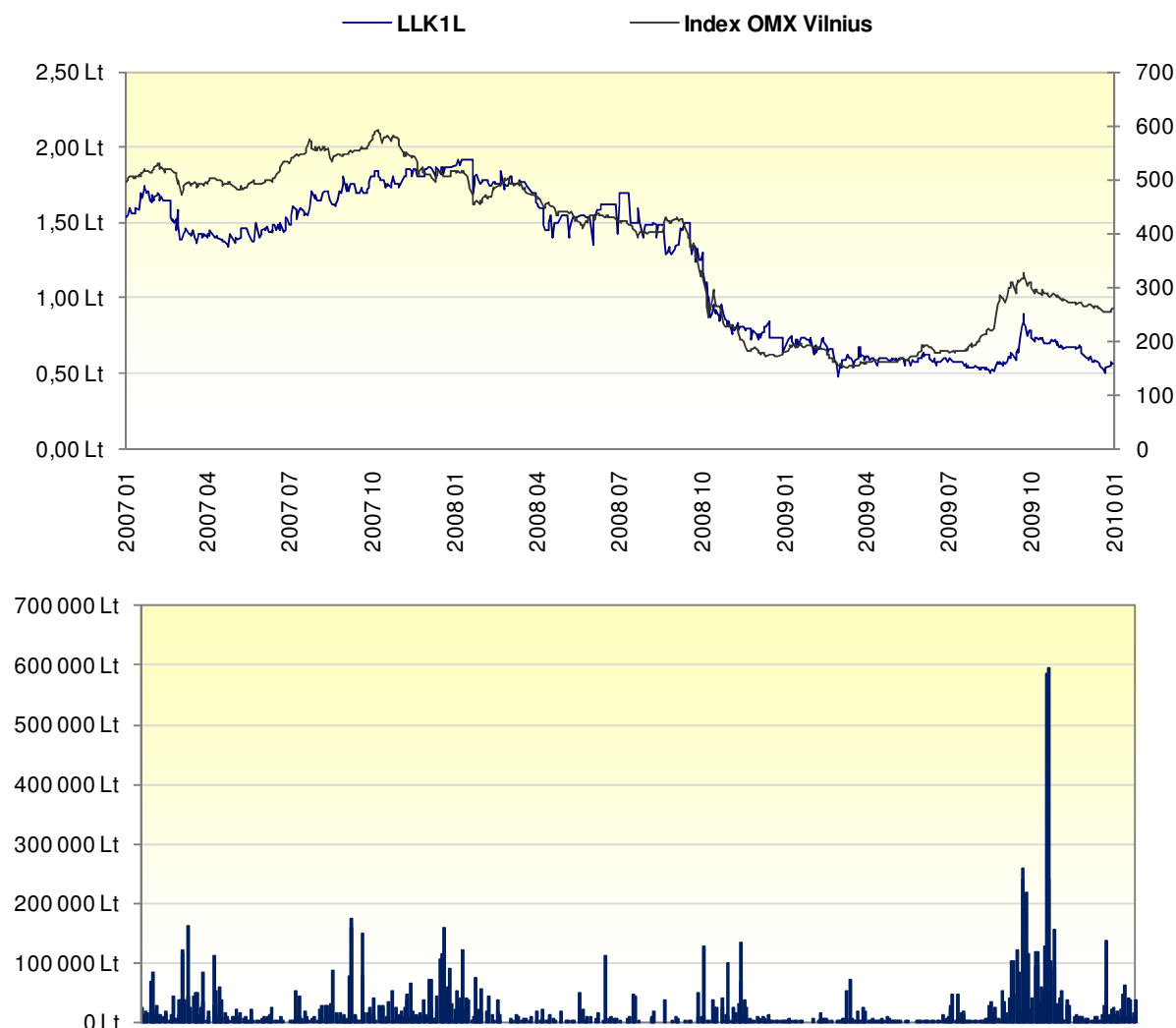
In thousand of Litas	2009 12 31	2008 12 31
Trade payable	19 787	13 516
Amounts received in advance	7 029	1 527
Remuneration payable	7 772	7 481
Other payable	207	111
	<b>34 795</b>	<b>22 635</b>

## 15. Subsequent events

-

### *Dynamics of share price and turnover*

Dynamics of Limarko laivininkystės kompanija AB share price and turnover in NASDAQ OMX Vilnius during the last three years:





**Members of collegial bodies, the Company's chief executive officer**

Personal status	Name, surname	Number of shares owned in the Issuer	Start date	End date
<b>Board:</b>				
Chairman of the Board	Vytautas Lygnugaris	2 949 852	2007 04 20	2011 04 20
Board member	Igoris Uba	1 264 222	2007 04 20	2011 04 20
Board member	Sigitas Baltuška	-	2007 04 20	2011 04 20
Board member	Egidijus Bernotas	-	2007 04 20	2011 04 20
Board member	Steponas Ranonis	-	2008 08 11	2011 04 20
<b>Head of administration:</b>				
Chief Executive Officer	Vytautas Lygnugaris	2 949 852	2003 10 07	-

Vytautas Lygnugaris - Chairman of the Board and Chief Executive Officer of Limarko laivininkystės kompanija AB. Mr. Lygnugaris is also the Chairman of the Board of Lithuanian Shipowners Association, Limarko jūrų agentūra UAB and Baltkonta UAB. In 2002 he graduated from the Baltic Management Institute with the executive MBA. In 1987 he graduated from State Maritime Academy of St. Petersburg.

Igoris Uba – member of the Board. Mr. Uba is the director general, member of the Board of Limarko jūrų agentūra UAB and Baltkonta UAB. He is also the member of the Board of Lithuanian Shipbrokers and Agents Association. In 2004 he graduated from the Baltic Management Institute with the executive MBA. In 1984 he graduated from State Maritime Academy of St. Petersburg.

Sigitas Baltuška – member of the Board. Mr. Baltuška is the director of public relations agency GCI. He graduated from the Faculty of Economics of Vilnius University with a master in Industry Planning. He also obtained MBA degree from Vytautas Magnus University and graduated from the Baltic Management Institute with the executive MBA. From 2000 to 2004 he worked as a coordinator and representative for relations with the Government at Philip Morris Lietuva UAB. From 1994 to 2000 Mr. Baltuška worked as the commerce advisor at the Danish Embassy. The Company considers Mr. Baltuška to be an independent member of the Board.

Egidijus Bernotas - member of the Board. Mr. Bernotas is Attorney-at-law at Bernotas & Dominas Glimstedt law firm. He is also a member of the Board at Adminiculum UAB and Public Enterprise European Social, Legal and Economic Projects. In 1994 he graduated from the Law Faculty of Vilnius University with a master's degree in law. The Company considers Mr. Bernotas to be an independent member of the Board.

Steponas Ranonis - member of the Board. Mr. Ranonis is the Chief Technical Officer of Limarko laivininkystės kompanija AB. In 1975 he graduated from the Department of Maritime Navigation at Klaipėda Naval School, where he obtained the qualification of technical-navigational officer. In 1982 Mr. Ranonis obtained the qualification of engineer-economist from the Economics Faculty of Kaliningrad Fishing, Industry and Economy Institute. From 1975 until 1996 he served on vessels and finished his sea-going career as a Master Mariner.



## Employees

	2009 12 31	2008 12 31	2007 12 31
<b>Average number of employees:</b>	<b>500</b>	<b>492</b>	<b>459</b>
Managing personnel	6	6	6
On-shore employees	30	34	36
Seafarers	464	452	417
<b>Education:</b>			
Higher	143	129	99
Special secondary (advanced vocational)	161	178	180
Secondary	196	185	180
<b>Average gross salary:</b>			
Managing personnel	11 875 Lt	16 333 Lt	14 750 Lt
On-shore employees	4 621 Lt	4 700 Lt	4 247 Lt
Seafarers (with daily allowance)	4 730 Lt	4 868 Lt	4 358 Lt

## Data on published information

In accordance with the requirements of securities market regulations, the Company during the year 2009 publicly announced the following information:

- 8 January 2009 Regarding the forecast of the results for the year 2008
- 15 January 2009 Investor's calendar for 2009
- 2 February 2009 New organizational and management structure of Limarko laivininkystės kompanija AB approved
- 26 February 2009 Unaudited operational results for the year 2008 and forecast for the year 2009
- 27 March 2009 Notice on the annual General Meeting
- 17 April 2009 Draft Resolutions of the Annual General Meeting
- 29 April 2009 Operational results for the first quarter of 2009
- 29 April 2009 Resolutions of the annual General Meeting
- 29 April 2009 Audited annual information for the year 2008
- 21 May 2009 Unaudited Interim Financial Statements for the first three months of 2009
- 30 July 2009 Operational results for the first half of 2009
- 28 August 2009 Interim information for the first six months of 2009
- 3 September 2009 Notification on acquisition (disposal) of a block of shares
- 8 September 2009 Withdrawal of forecasts for 2009
- 29 October 2009 Operational results for the nine months of 2009
- 16 November 2009 Unaudited Interim Financial Statements for the first nine months of 2009

All information concerning material events publicly announced is available for familiarisation at the office of Limarko laivininkystės kompanija AB at the address: Naujoji Uosto str. 8, Klaipėda, and on the Company's website [www.limarko.com](http://www.limarko.com).

